




I'm not robot



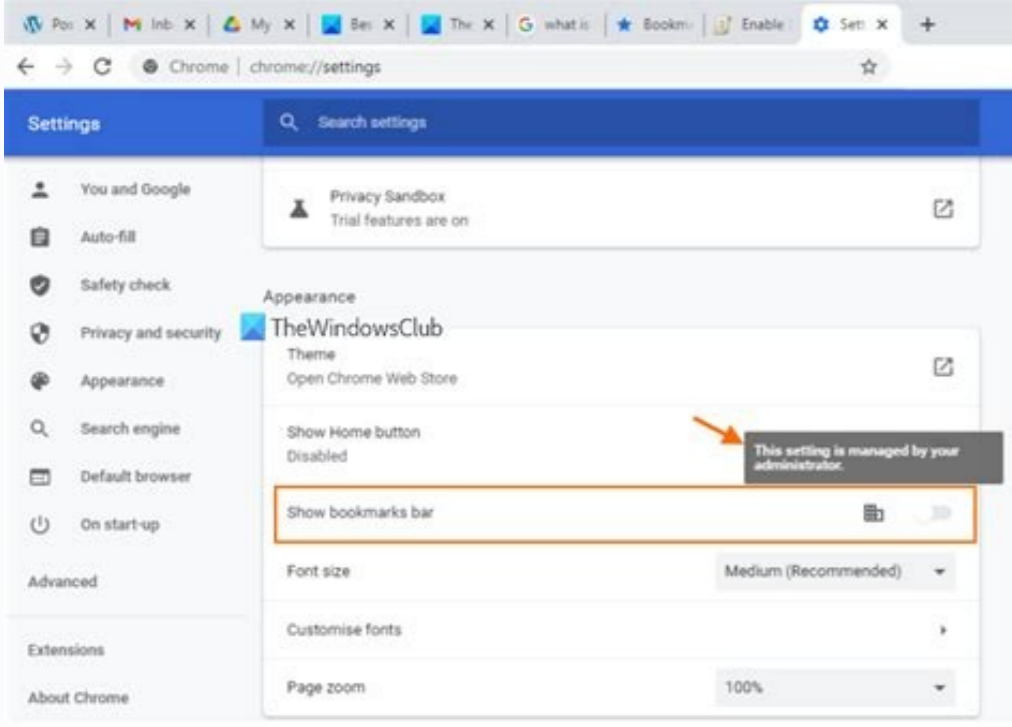
**Continue**

# Bookmarks bar android chrome

## How to show bookmarks bar in chrome mobile. How to hide bookmarks from appearing in chrome search bar android. Android google chrome show bookmarks bar. How to enable bookmarks bar in chrome. Show bookmarks bar chrome android.

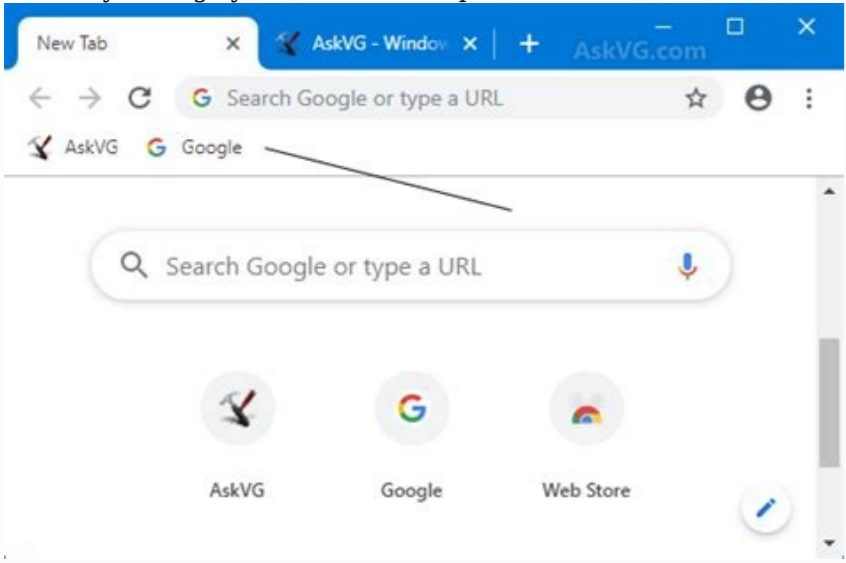
Skip content by clicking on the menu symbol "Drei-Bails menus" and then go to tabs> Show bookmark strips to display bookmarks in Google Chrome. You can also press Ctrl+Shift+B to hide or hide the bookmark strip. The iron bookmark strip from Chrome is hidden by default in order to follow Google's minimalist approach to surfing the website with just a few distractions. But if you prefer to do without minimalism in favor of accessibility, you always see tabs. To show Fire Up Chrome tabs, click on the menu symbol, direct tabs and then on tabs. Alternatively, you can press Ctrl+Shift+B (Windows) or command+Shift+B (MacOS). As soon as the tab strip is dissolved, bookmarks are displayed directly below the address rules with all stored websites.

However, if you no longer want to see the bookmark strip, you can deactivate it in the same way. Either via the menu or with a link to bring Chrome back to his minimalist dream. Relatives: How to delete bookmarks in Google Chrome like a Geek in the program Experts explain the technology. Our articles have been read billions since the start in 2006. Would you like to know more? Is there a way to make the Chrome start page a bookmark folder in Android? I assume that there would be a form of "chrome://bookmarks/..." to use the URL, but there is only one error back. I had a container with dynamic content that had to have at least the full height of the view window (and if the content did not fit on the screen). So if you want a fixed height, replace the "Min-Height" solution with "Height". So I dealt with it. // Calculate minimum heights by Init \$ ("Content Convainer"), CSS ("Minimum height", \$ {Window.innerHeight} px ); // Recaly the minimum height each time \$ (Window) .Resize ( () => { \$ ( . Content container " ). PX } );Go to the content, click on the three -point menu icon, then go to the tab> View the bookmark panel and view the backup panel in Google Chrome. You can also press Ctrl+Shift+B and hide or view the bookmark panel. The Chrome card tab is hidden by default and monitors Google's minimalist approach to viewing the site without interference. But if you want to give up minimalism for a good availability, do the following to always show the backup panel.



As always, view the bookmark panel, start the Chrome browser, click on the menu icon, direct "bookmarks", then click "Show Bookmarks". You can also press Ctrl+Shift+B (Windows) or Command+Shift+B (MacOS operating system). When you acquire the show "Bookmark Bar", the bookmark panel appears just below the addresses bar with all the sites you save. However, if you don't want to see the bookmark panel anymore, you can turn it off the same way. From an offer or use a connection to bring Chrome back to a minimalist dream. Related: how to eliminate Google Chrome How-to Geek's bookmbri is a place to turn when you want experts to explain technology. From the publication in 2006, our articles have been read billions of times. Do I want to know more? Is there a way to create Chrome's home page in the Android card folder? I assume that the URL used is a kind of "chrome://bookmarks/...", but the error returns. I had a dynamic container that always had to be at least as tall as the view of the window (and had to be moved if the content is not on the screen). So if you need a fixed height, replace the "minimum" in my solution for "height". So I faced it. // Calculate the minimum height for a single \$ start ( . Content-Convainer " ). Or disappears in the \$ window (Windows) ( ) => { \$ ( " Content-CONTAINER " ).(In mobile safari, there may be a bottom bar and a bottom bar.) To make the transition smoother, you can apply the CSS rule: Content container (transition: min. height 500ms. ) How to check where chrome characters are stored in Android? Can you sort them and move them to other files? We are doing. So you will find your bookmarks, if you create bookmarks on android phones you will be logged in hidden in /data/com.android.browser/database/browser.db. It is not recommended to change and move the hidden folder.

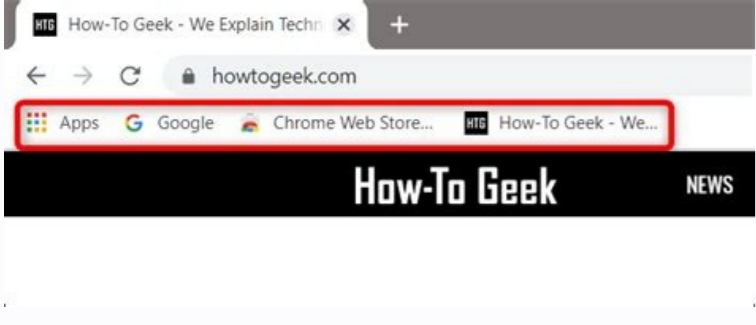
This may damage your browser and phone.



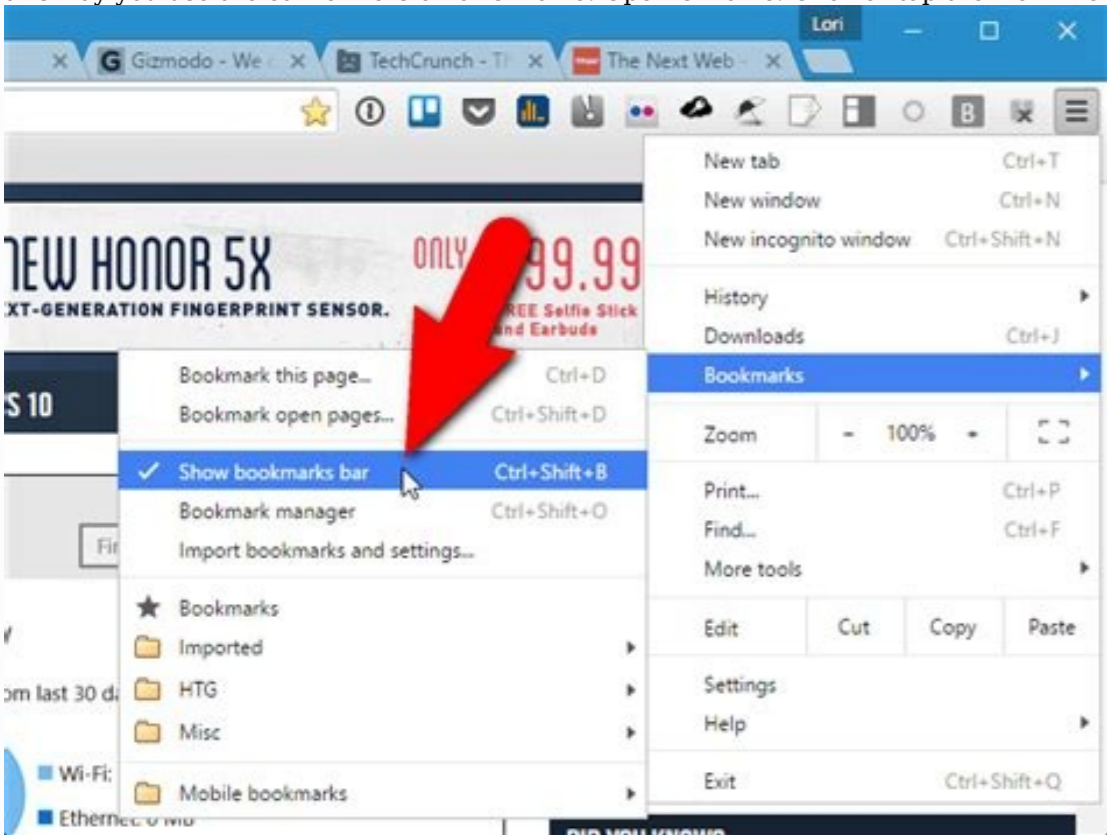
Then move the tabs to see them, open Chrome, click on the three dots in the corner of the screen, then click on the "Bigraks" tab. To organize your bookmarks: Click the Biannalks tab on the three dots to the right of the desired bookmark name. In the drop-down menu -Select... If you want to move the bookmark to a new folder, select create a folder, enter your name and click on trainer.

If you want to add a bookmark to an existing folder, click on the folder name after selecting the move. All files are listed in Tab by tab. If you choose to delete a folder, all its contents will also be deleted. Okay, I have a hack. 1) Sync your bookmarks with your desktop browser 2) on your desktop and export your bookmark to an HTML file -> Don't hesitate to edit the flo -html file. Release the links you don't want. Microsoft Word changes the HTML code. 3) Copy it to your tablet 4) in your chosen file manager, select the file and create a shortcut on the start screen -> I'm using solid explorer. If you select a file, click on the three vertical dots "Create Link" 5). Now click on the shortcut that crosses the start screen so you don't add favorites every day. You can repeat this every month.

Or more or less, depending on your patience. I work in a semi-contact factory, e.g.in order to be able to access the production system, you need a VPN ex works. I have a "Working Links" file that contains all the production links that I use on a regular basis. I don't need to update it often. The same can be done with multiple HTML files. I thought, but haven't tried, that you could go into Chrome settings and set the HTML file as your home page. It's up to you. Good luck Joe ----- Post added at 4:56am ----- Previous post was at 4:23am ----- Got played with it myself. So type "File://SDCARD" in Android Chrome. Browse to the HTML bookmark file you created. It is difficult to press the file and "copy link address". Now go to the homepage setting and paste the file link. My HTML file was located in the main memory of the device under "Documents", "Professional Documents": file://sdcard/Documents/Professional%20Docs/Work%20bookmarks. HTML I put it in Home and indeed Home opens the local file. Joe ----- Post added at 05:47 ----- - Previous post was at 04:56 ----- If you use google sync, you can request data archive PLI=1 After the backup is complete, there is a link to the ZIP file. Download it. Inside the file is an HTML bookmark file. Still hacked, but you don't need a desktop. Joe Last modified: August 26th, 2019 Is it even possible to add my Chrome bookmarks bar to Chrome on my Samsung tablet? do you know how i can make my laptop Thank you very much. In the latest versions of Chrome, press Command+Shift+B on Mac or Ctrl+Shift+B on Windows. Or go to Settings > Appearance and toggle the Tab Bar to Position.



In older versions of Chrome, go to Settings > Appearance and check the box next to Always show bookmarks bar. This article explains how to make the bookmarks bar always visible in Google Chrome. Toggle the bookmarks bar withThe command of the key combination + Shift + B on MacOS or Ctrl + Shimusush + B on the Windows computer. In this way you use the earlier version of Chrome: Open Chrome. Click or tap the main menu button, shown by three points in the upper right corner of the browser window. When the drop -down menu appears, select Settings.



You can also access the setting screen by putting the Chrome settings: // into the Chrome address bar. Identify the display area, which always contains an option called the tab and check box. To make sure that the bookmark is always displayed in Chrome even after downloading the page, activate this check box by clicking once. To deactivate this function later, simply remove the choice. Frequently asked questions, what are my chrome tabs? Your chrome bookmarks are automatically saved in the cloud when you have access to a browser with a Google account. It is also possible to manually export the bookmarks if you prefer to have a backup or you want to move them. Where is my bookmarks saved in Chrome? By default, Chrome Bookmarks are saved in the library> Application support> Google> Chrome> on the Mac. In Windows, activate the view "hidden elements" and find them under users> [Your username]> Apprareda> Raum> Google> Chrome> User data> Standard. How to remove bookmarks in Chrome? Right -click the tab and select Delete in the drop -down menu. Alternatively, select three points in the upper right corner of Chrome, and then the tab> Manage the eczema. So find the desired tab and choose three points next to his name, followed by the elimination. Please inform us! Receive the latest technological news every day, contact us why! Why!