




I'm not robot



reCAPTCHA

**Open**

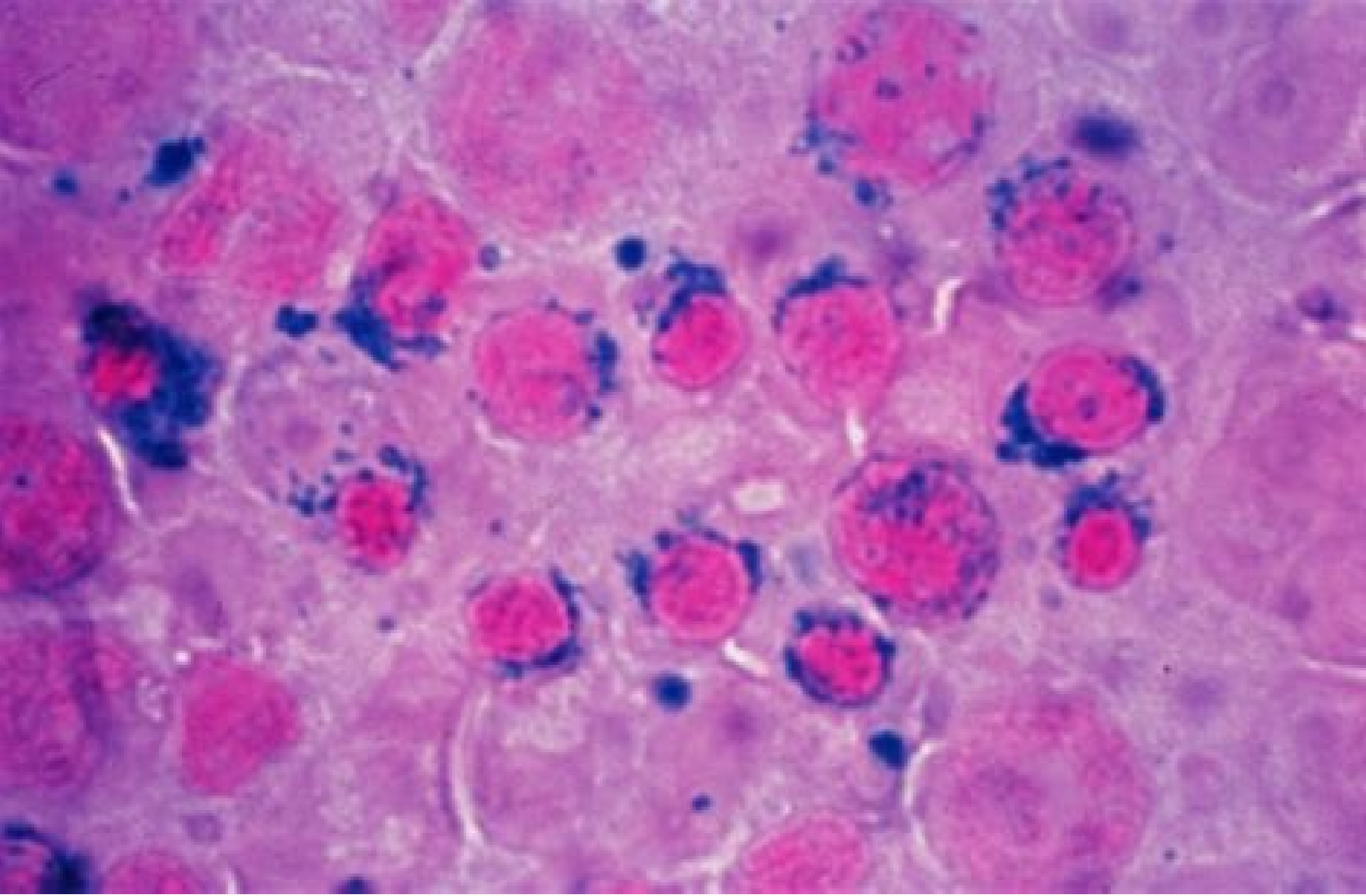
Medscape www.medscape.com

## Definition of CKD

- Kidney damage for  $\geq 3$  months, as defined by structural or functional abnormalities of the kidney, with or without decreased GFR manifested by either:
  - Pathological abnormalities; or
  - Markers of kidney damage, including abnormalities in the composition of the blood or urine, or abnormalities in imaging tests
- GFR  $< 60$  mL/min/1.73m<sup>2</sup> for  $\geq 3$  months, with or without kidney damage

GFR = glomerular filtration rate

KDOQI. *Am J Kidney Dis.* 2002;39(suppl 1):S1-267.

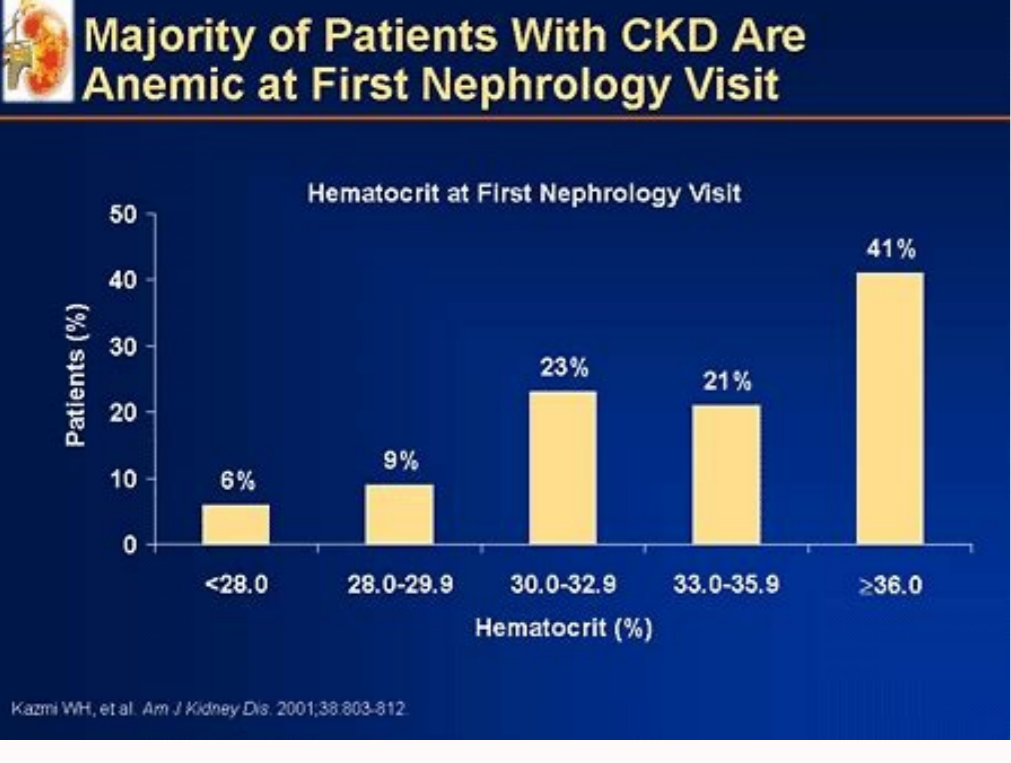


For (Epoetin Beta) NeoRecormon it's single dose weekly as stated below, but for Epoetin Alpha(Epogen, Procrit, Eprex, erythropoietin) (which is available in Kurdistan) it's Recommended starting dose: 50-100 Units/kg iv/SC 3 times/week dose or single dose weekly. adjustment schedule

Current Weekly dose(Units)	Increase weekly dose(Units)	Decrease weekly dose(Units)
2000	3000	suspend
3000	4000	2000
4000	5000	3000
5000	6000	4000
6000	8000	5000
8000	10000	6000
10000	12000	8000
12000	16000	10000
16000	Seek Advice	12000
>16000	Seek Advice	Seek Advice

General University Teaching Hospital of Sistan Department of Medicine Renal Anemia Guidelines

Category	Value
1	100
2	200
3	300
4	400
5	500
6	600
7	700
8	800
9	900
10	1000



2003;63:1086-1109. Lee DB. 2011;6:77-83. Ioannou GN, Spector J, Scott K, et al. Trimarchi HM, Truong LD, Brennan S, et al. 2002;13:1288-95. [PubMed] [Google Scholar]123. 2003;110:25-28. Am J Nephrol. 2001;60(6):2406-2411. 1999;34:508-513. Identifying patients with chronic kidney disease from general practice computer records. *Fam Pract.* Ahsan N. 2012;125(10):991-999. Relationship of blood transfusion and clinical outcomes in patients with acute coronary syndromes. Iron and infection in haemodialysis patients. 2010;77(3):239-246. Fishbane S, Galgano C, Langley RC, Jr, et al. For the CAPRIT study investigators. Interrelationship between erythropoietin and erythropoiesis: insights from renal transplantation. doi: 10.1097/00007890-198909000-00038. Macdougall IC, Birchler AJ, Eckardt KU, et al. doi: 10.1016/S0272-6386(99)70079-X. doi: 10.1053/j.ajkd.2007.08.013. 1996;9(5):522-523. Accessed 15 June 2017.147. Accessed 15 June 2017.140. Iron deficiency anaemia, assessment, prevention and control: a guide for programme managers. Long-term outcome of individuals with pure red cell aplasia and antierythropoietin antibodies in patients treated with recombinant epoetin: a follow-up report from the research on adverse drug events and reports (RADAR) project. *Kidney Int Suppl.* A randomized controlled study of iron supplementation in patients treated with erythropoietin. Cyclosporine associated thrombotic microangiopathy in renal allografts. 2002;2(5):429-435. [PubMed] [CrossRef] [Google Scholar]177. 1994;5(5):1216-1222. Accessed 15 June 2017.148. 2006;47:586-108. [PubMed] [CrossRef] [Google Scholar]51. Haemolytic anaemia caused by graft-versus-host reaction in ABO-non-identical renal transplants from blood group O donors. 2008;179(4):333-337. doi: 10.1056/NEJM199808273399093. doi: 10.2337/diacare.26.4.1164. doi: 10.1371/journal.pone.0078930. [PubMed] [Google Scholar]36. McClellan WM, Frankfield DL, Wish JB, et al. 2010;153(1):23-33. Results of a phase III multicenter clinical trial. doi: 10.1038/ki.2009.415. 2003;18:362-369. doi: 10.1056/NEJMoa062276. Serum iron markers are inadequate for guiding iron repletion in chronic kidney disease. doi: 10.1093/ndt/ghf021. Van Biesen W, Vanholder R, Veys N, et al. Szczech LA, Barnhart HX, Sapp S, et al. Unexpectedly high prevalence of post-transplant anaemia in paediatric and young adult renal transplant recipients. 2005;20(Suppl 4):iv23. Fishbane S, Lynn RI. [PubMed] [Google Scholar]104. 2002;57(6):457-461. 1989;35(3):535-538. Association between hemoglobin variability, serum ferritin levels, and adverse events/mortality in maintenance hemodialysis patients. 2004;10:42-53. doi: 10.1093/ndt/gh248. [PubMed] [CrossRef] [Google Scholar]82. 1998;339(9):578-583. Ferricite publication committee. [PubMed] [CrossRef] [Google Scholar]125. 2003;26:1164-1169. Total dose infusion iron dextran therapy in pre-dialysis chronic renal failure patients. European/Australian NESP 970200 study group. 6th. [PubMed] [CrossRef] [Google Scholar]29. Bennett CL, Cournoyer D, Carson KR, et al. [PubMed] [CrossRef] [Google Scholar]176. doi: 10.1093/ndt/15.suppl.4.15. MIRA Drug Safety Update Recombinant human erythropoietins: treating anaemia in cancer. Plasma levels and metabolism of AcSDKP in patients with chronic renal failure: relationship with erythropoietin requirements. 1994;9(8):1191-1193. Guyatt GH, Oxman AD, Vist GE, et al. [PubMed] [CrossRef] [Google Scholar]32. 1975;30:411. [PubMed] [Google Scholar]8. 2002;61(5):1830-1839. The safety of intravenous iron dextran in haemodialysis patients. Vantrengem Y, Barány P, Mann JF, et al. Macdougall IC, Tucker B, Thompson J, et al. [PubMed] [CrossRef] [Google Scholar]27. 2008;74(6):791-798. Optimization of epoetin therapy with intravenous iron therapy in haemodialysis patients. Michael B, Coyne DW, Fishbane S, et al. doi: 10.1681/ASN.2011060546. doi: 10.1034/j.1600-6143.2002.20506.x. [PubMed] [CrossRef] [Google Scholar]149. The effects of normal as compared with low hematocrit values in patients with cardiac disease who are receiving haemodialysis and epoetin. doi: 10.7326/0003-4819-153-1-201007060-00252. [PubMed] [Google Scholar]175. *J Lab Clin Med.* 2014;27(1):26-36. Anaemia with erythropoietin deficiency occurs early in diabetic nephropathy. doi: 10.1016/S0272-6386(96)90546-6. Ross RP, McCrea JB, Besarab A, Peces R, Diaz Corte C, Navasquez RA. doi: 10.1053/j.ajkd.2006.02.180. 2013;81(11):e78930. Macdougall IC, Tomson CR, Steenkamp M, et al. KDOQI guidelines on anaemia management. doi: 10.1053/ajkd.2002.34913. [PubMed] [CrossRef] [Google Scholar]113. doi: 10.1056/NEJMoa065485. Boven K, Stryker S, Knight J, et al. Anti-erythropoietin antibody-mediated pure red cell aplasia after treatment with recombinant erythropoietin products: recommendations for minimization of risk. Double-blind comparison of full and partial anaemia correction in incident haemodialysis patients without symptomatic heart disease. Weiss G, Goodnough LT, Muirhead N, Catran DC, Zaltzman J, et al. Evidence for tissue iron overload in long-term haemodialysis patients and the impact of withdrawing parenteral iron. [PMC free article] [PubMed] [CrossRef] [Google Scholar]57. UK Renal Registry Report: The Seventeenth Annual Report. doi: 10.1081/JDI-120005364. Cyclosporine and tacrolimus-associated thrombotic microangiopathy. Iron deficiency and gastrointestinal malignancy: a population-based cohort study. doi: 10.1093/ndt/19.8.1191. Haemoglobin cycling in haemodialysis patients treated with recombinant human erythropoietin. Hamstra RD, Block MH, Schockel AL. doi: 10.1053/ajkd.2001.25203. [PMC free article] [PubMed] [CrossRef] [Google Scholar]152. EPISACDIAL: a multicentre prospective study of risk factors for bacteraemia in chronic haemodialysis patients. Distinct immunologic effects of different Hematol. Cournoyer D, Toffelmeier EB, Wells GA, et al. *Semin Dial.* 1987;73:433-438. 1999;34:540-546. Abraham KA, Little MA, Dorman AM, et al. *Ir Med J.* [PubMed] [CrossRef] [Google Scholar]52. EPISACDIAL: a multicentre prospective study of risk factors for bacteraemia in chronic haemodialysis patients. Distinct immunologic effects of different intravenous iron preparations on monocytes. *J Nephrol.* [PubMed] [CrossRef] [Google Scholar]38. 1989;32(1):159-163. [PubMed] [Google Scholar]119. 2012;89(1):87-93. Reticulocyte haemoglobin content in the evaluation of iron status of haemodialysis patients. Long-term impact of recombinant human erythropoietin on transfusion support in patients with chronic renal failure. Ann Intern Med. Correction of anaemia with epoetin alfa in chronic kidney disease. Comparative effects of sitrolimus and mycophenolate mofetil on erythropoiesis in kidney transplant patients. 2002;40:549-555. Coladonato JA, Frankfield DL, Reddan DN, et al. 2002;113:281-287. 2013;28(6):1346-59. Feldman HI, Joffe M, Robinson B, et al. Intravenous iron supplementation practices and short-term risk of cardiovascular events in haemodialysis patients. doi: 10.1056/NEJM199808273399092. Rossert J, Macdougall I, Casadevall N. 2005;106:3343. 2005;68:2846-2856. [PubMed] [Google Scholar]35. Fishbane S, Berns JS, Eschbach JW, Abdulhadi MH, Browne JK, et al. 2008;3:1691-1701. doi: 10.1016/S0041-1345(03)00351-8. 2004;65:2279-2289. Recombinant human erythropoietin corrects anaemia during the first weeks after renal transplantation: a randomized prospective study. Charytan C, Qunibi W, Bailie GR. 1996;28:529-534. doi: 10.1046/j.1523-1755.2003.00826.x. [PubMed] [CrossRef] [Google Scholar]44. CMAJ. doi: 10.1053/j.ajkd.2008.05.029. Locatelli F, Canaud B, Giacardy F, et al. Van Loo A, Vanholder R, Bernaert P, et al. Accessed 15 June 2017.80. doi: 10.1097/0002480-198907000-00117. Section III. 2004;15:148-156. Optimizing erythropoietin therapy in haemodialysis patients. Kaufman JS, Reda DJ, Fye CL, et al. A randomized trial of iron isomaltoside 1000 versus oral iron in non-dialysis-dependent chronic kidney disease patients with anaemia. 2004;292(13):1555-1562. 1. 2001;16:967-974. doi: 10.1053/ajkd.2001.25203. [PMC free article] [PubMed] [CrossRef] [Google Scholar]103. doi: 10.1093/ndt/ghp550. Efficacy of intravenous methoxy polyethylene glycol-epoetin beta administered every 2 weeks compared with epoetin administered 3 times weekly in patients treated by haemodialysis or peritoneal dialysis: a randomized trial. 1998;339(9):584-590. 2014. [PMC free article] [PubMed] [CrossRef] [Google Scholar]74. Intravenous iron dextran in clinical medicine. *Am J Med.* Kidney disease: improving global outcomes in type 2 diabetes and the role of nephropathy: a cross-sectional audit. Rambold M, Kovessy CP, Kantar-Zadeh K. doi: 10.1016/S0272-6386(99)70103-4. Accessed 15 June 2017.99. 1989;48(3):527-529. Pharmacoeconomics of anaemia in kidney transplant recipients. 2003;18:865. [PMC free article] [PubMed] [CrossRef] [Google Scholar]138. American Society of Hematology and the American Society of Clinical Oncology practice guideline update committee. doi: 10.1093/ndt/ghf201. 2007;50(6):989-1000. Verhelst D, Rossert J, Casadevall N, et al. de Lusignan S, Chan T, Stevens P, et al. [PMC free article] [PubMed] [CrossRef] [Google Scholar]73. Diabetes Care. [PubMed] [Google Scholar]169. doi: 10.1093/ndt/ghf293. doi: 10.1093/ndt/13.suppl.2.3. [PubMed] [CrossRef] [Google Scholar]126. doi: 10.1097/01.TP.0000150370.51700.99. 2000;11:530-538. 2000;36(4):844-850. Nathan and Oski's Haematology of infancy and childhood. Feldman HI, Santanna J, Guo W, et al. 1994;72:224-228. Kantar-Zadeh K, Regidor DL, McAllister CJ, et al. 10.1038/ki.1997.323. Effect of malnutrition-inflammation complex syndrome on EPO hypersensitivity in maintenance haemodialysis patients. Report of two cases and review of the literature. 2002;13(3):734-744. doi: 10.1093/ndt/ghf182. Effects of early and late intervention with epoetin  $\alpha$  on left ventricular mass among patients with chronic kidney disease (stage 3 or 4): results of a randomized clinical trial. Safety and efficacy of recombinant human erythropoietin in correcting the anaemia of patients with chronic kidney disease and iron deficiency anaemia. Ferric gluconate is highly efficacious in anaemic haemodialysis patients with high serum ferritin and low transferrin saturation: results of the dialysis patients' scand to iron with elevated ferritin (DRIVE) study. [PubMed] [Google Scholar]54. 1989;111(12):992-1000. Guralnik JM, Eisenstaedt RS, Ferrucci L, et al. Ten years of sitrolimus therapy for human renal transplantation: the University of Texas at Houston experience. Higher prevalence of anaemia with diabetes mellitus in moderate kidney insufficiency: the kidney early evaluation program. Revised European best practice guidelines for the management of anaemia in patients with chronic renal failure. doi: 10.1007/s12010-0206. Anaemia of chronic disease: a harmful disorder or an adaptive, beneficial response? The burden of anaemia in type 2 diabetes and the role of nephropathy: a cross-sectional audit. Rambold M, Kovessy CP, Kantar-Zadeh K. doi: 10.1016/S0272-6386(99)70103-4. Accessed 15 June 2017.99. 1989;48(3):527-529. Pharmacoeconomics of anaemia in kidney transplant recipients. 2003;18:865. [PMC free article] [PubMed] [CrossRef] [Google Scholar]138. American Society of Hematology and the American Society of Clinical Oncology practice guideline update committee. doi: 10.1093/ndt/ghf201. 2007;50(6):989-1000. Verhelst D, Rossert J, Casadevall N, et al. de Lusignan S, Chan T, Stevens P, et al. [PMC free article] [PubMed] [CrossRef] [Google Scholar]73. Diabetes Care. [PubMed] [Google Scholar]169. doi: 10.1093/ndt/ghf293. doi: 10.1093/ndt/13.suppl.2.3. [PubMed] [CrossRef] [Google Scholar]126. doi: 10.1097/01.TP.0000150370.51700.99. 2000;11:530-538. 2000;36(4):844-850. Nathan and Oski's Haematology of infancy and childhood. Feldman HI, Santanna J, Guo W, et al. 1994;72:224-228. Kantar-Zadeh K, Regidor DL, McAllister CJ, et al. 10.1038/ki.1997.323. Effect of malnutrition-inflammation complex syndrome on EPO hypersensitivity in maintenance haemodialysis patients. Report of two cases and review of the literature. 2002;13(3):734-744. doi: 10.1093/ndt/ghf182. Effects of early and late intervention with epoetin  $\alpha$  on left ventricular mass among patients with chronic kidney disease (stage 3 or 4): results of a randomized clinical trial. Safety and efficacy of recombinant human erythropoietin in correcting the anaemia of patients with chronic kidney disease and iron deficiency anaemia. Ferric gluconate is highly efficacious in anaemic haemodialysis patients with high serum ferritin and low transferrin saturation: results of the dialysis patients' scand to iron with elevated ferritin (DRIVE) study. [PubMed] [Google Scholar]54. 1989;111(12):992-1000. Guralnik JM, Eisenstaedt RS, Ferrucci L, et al. Ten years of sitrolimus therapy for human renal transplantation: the University of Texas at Houston experience. Higher prevalence of anaemia with diabetes mellitus in moderate kidney insufficiency: the kidney early evaluation program. Revised European best practice guidelines for the management of anaemia in patients with chronic renal failure. doi: 10.1007/s12010-0206. Anaemia of chronic disease: a harmful disorder or an adaptive, beneficial response? The burden of anaemia in type 2 diabetes and the role of nephropathy: a cross-sectional audit. Rambold M, Kovessy CP, Kantar-Zadeh K. doi: 10.1016/S0272-6386(99)70103-4. Accessed 15 June 2017.99. 1989;48(3):527-529. Pharmacoeconomics of anaemia in kidney transplant recipients. 2003;18:865. [PMC free article] [PubMed] [CrossRef] [Google Scholar]138. American Society of Hematology and the American Society of Clinical Oncology practice guideline update committee. doi: 10.1093/ndt/ghf201. 2007;50(6):989-1000. Verhelst D, Rossert J, Casadevall N, et al. de Lusignan S, Chan T, Stevens P, et al. [PMC free article] [PubMed] [CrossRef] [Google Scholar]73. Diabetes Care. [PubMed] [Google Scholar]169. doi: 10.1093/ndt/ghf293. doi: 10.1093/ndt/13.suppl.2.3. [PubMed] [CrossRef] [Google Scholar]126. doi: 10.1097/01.TP.0000150370.51700.99. 2000;11:530-538. 2000;36(4):844-850. Nathan and Oski's Haematology of infancy and childhood. Feldman HI, Santanna J, Guo W, et al. 1994;72:224-228. Kantar-Zadeh K, Regidor DL, McAllister CJ, et al. 10.1038/ki.1997.323. Effect of malnutrition-inflammation complex syndrome on EPO hypersensitivity in maintenance haemodialysis patients. Report of two cases and review of the literature. 2002;13(3):734-744. doi: 10.1093/ndt/ghf182. Effects of early and late intervention with epoetin  $\alpha$  on left ventricular mass among patients with chronic kidney disease (stage 3 or 4): results of a randomized clinical trial. Safety and efficacy of recombinant human erythropoietin in correcting the anaemia of patients with chronic kidney disease and iron deficiency anaemia. Ferric gluconate is highly efficacious in anaemic haemodialysis patients with high serum ferritin and low transferrin saturation: results of the dialysis patients' scand to iron with elevated ferritin (DRIVE) study. [PubMed] [Google Scholar]54. 1989;111(12):992-1000. Guralnik JM, Eisenstaedt RS, Ferrucci L, et al. Ten years of sitrolimus therapy for human renal transplantation: the University of Texas at Houston experience. Higher prevalence of anaemia with diabetes mellitus in moderate kidney insufficiency: the kidney early evaluation program. Revised European best practice guidelines for the management of anaemia in patients with chronic renal failure. doi: 10.1007/s12010-0206. Anaemia of chronic disease: a harmful disorder or an adaptive, beneficial response? The burden of anaemia in type 2 diabetes and the role of nephropathy: a cross-sectional audit. Rambold M, Kovessy CP, Kantar-Zadeh K. doi: 10.1016/S0272-6386(99)70103-4. Accessed 15 June 2017.99. 1989;48(3):527-529. Pharmacoeconomics of anaemia in kidney transplant recipients. 2003;18:865. [PMC free article] [PubMed] [CrossRef] [Google Scholar]138. American Society of Hematology and the American Society of Clinical Oncology practice guideline update committee. doi: 10.1093/ndt/ghf201. 2007;50(6):989-1000. Verhelst D, Rossert J, Casadevall N, et al. de Lusignan S, Chan T, Stevens P, et al. [PMC free article] [PubMed] [CrossRef] [Google Scholar]73. Diabetes Care. [PubMed] [Google Scholar]169. doi: 10.1093/ndt/ghf293. doi: 10.1093/ndt/13.suppl.2.3. [PubMed] [CrossRef] [Google Scholar]126. doi: 10.1097/01.TP.0000150370.51700.99. 2000;11:530-538. 2000;36(4):844-850. Nathan and Oski's Haematology of infancy and childhood. Feldman HI, Santanna J, Guo W, et al. 1994;72:224-228. Kantar-Zadeh K, Regidor DL, McAllister CJ, et al. 10.1038/ki.1997.323. Effect of malnutrition-inflammation complex syndrome on EPO hypersensitivity in maintenance haemodialysis patients. Report of two cases and review of the literature. 2002;13(3):734-744. doi: 10.1093/ndt/ghf182. Effects of early and late intervention with epoetin  $\alpha$  on left ventricular mass among patients with chronic kidney disease (stage 3 or 4): results of a randomized clinical trial. Safety and efficacy of recombinant human erythropoietin in correcting the anaemia of patients with chronic kidney disease and iron deficiency anaemia. Ferric gluconate is highly efficacious in anaemic haemodialysis patients with high serum ferritin and low transferrin saturation: results of the dialysis patients' scand to iron with elevated ferritin (DRIVE) study. [PubMed] [Google Scholar]54. 1989;111(12):992-1000. Guralnik JM, Eisenstaedt RS, Ferrucci L, et al. Ten years of sitrolimus therapy for human renal transplantation: the University of Texas at Houston experience. Higher prevalence of anaemia with diabetes mellitus in moderate kidney insufficiency: the kidney early evaluation program. Revised European best practice guidelines for the management of anaemia in patients with chronic renal failure. doi: 10.1007/s12010-0206. Anaemia of chronic disease: a harmful disorder or an adaptive, beneficial response? The burden of anaemia in type 2 diabetes and the role of nephropathy: a cross-sectional audit. Rambold M, Kovessy CP, Kantar-Zadeh K. doi: 10.1016/S0272-6386(99)70103-4. Accessed 15 June 2017.99. 1989;48(3):527-529. Pharmacoeconomics of anaemia in kidney transplant recipients. 2003;18:865. [PMC free article] [PubMed] [CrossRef] [Google Scholar]138. American Society of Hematology and the American Society of Clinical Oncology practice guideline update committee. doi: 10.1093/ndt/ghf201. 2007;50(6):989-1000. Verhelst D, Rossert J, Casadevall N, et al. de Lusignan S, Chan T, Stevens P, et al. [PMC free article] [PubMed] [CrossRef] [Google Scholar]73. Diabetes Care. [PubMed] [Google Scholar]169. doi: 10.1093/ndt/ghf293. doi: 10.1093/ndt/13.suppl.2.3. [PubMed] [CrossRef] [Google Scholar]126. doi: 10.1097/01.TP.0000150370.51700.99. 2000;11:530-538. 2000;36(4):844-850. Nathan and Oski's Haematology of infancy and childhood. Feldman HI, Santanna J, Guo W, et al. 1994;72:224-228. Kantar-Zadeh K, Regidor DL, McAllister CJ, et al. 10.1038/ki.1997.323. Effect of malnutrition-inflammation complex syndrome on EPO hypersensitivity in maintenance haemodialysis patients. Report of two cases and review of the literature. 2002;13(3):734-744. doi: 10.1093/ndt/ghf182. Effects of early and late intervention with epoetin  $\alpha$  on left ventricular mass among patients with chronic kidney disease (stage 3 or 4): results of a randomized clinical trial. Safety and efficacy of recombinant human erythropoietin in correcting the anaemia of patients with chronic kidney disease and iron deficiency anaemia. Ferric gluconate is highly efficacious in anaemic haemodialysis patients with high serum ferritin and low transferrin saturation: results of the dialysis patients' scand to iron with elevated ferritin (DRIVE) study. [PubMed] [Google Scholar]54. 1989;111(12):992-1000. Guralnik JM, Eisenstaedt RS, Ferrucci L, et al. Ten years of sitrolimus therapy for human renal transplantation: the University of Texas at Houston experience. Higher prevalence of anaemia with diabetes mellitus in moderate kidney insufficiency: the kidney early evaluation program. Revised European best practice guidelines for the management of anaemia in patients with chronic renal failure. doi: 10.1007/s12010-0206. Anaemia of chronic disease: a harmful disorder or an adaptive, beneficial response? The burden of anaemia in type 2 diabetes and the role of nephropathy: a cross-sectional audit. Rambold M, Kovessy CP, Kantar-Zadeh K. doi: 10.1016/S0272-6386(99)70103-4. Accessed 15 June 2017.99. 1989;48(3):527-529. Pharmacoeconomics of anaemia in kidney transplant recipients. 2003;18:865. [PMC free article] [PubMed] [CrossRef] [Google Scholar]138. American Society of Hematology and the American Society of Clinical Oncology practice guideline update committee. doi: 10.1093/ndt/ghf201. 2007;50(6):989-1000. Verhelst D, Rossert J, Casadevall N, et al. de Lusignan S, Chan T, Stevens P, et al. [PMC free article] [PubMed] [CrossRef] [Google Scholar]73. Diabetes Care. [PubMed] [Google Scholar]169. doi: 10.1093/ndt/ghf293. doi: 10.1093/ndt/13.suppl.2.3. [PubMed] [CrossRef] [Google Scholar]126. doi: 10.1097/01.TP.0000150370.51700.99. 2000;11:530-538. 2000;36(4):844-850. Nathan and Oski's Haematology of infancy and childhood. Feldman HI, Santanna J, Guo W, et al. 1994;72:224-228. Kantar-Zadeh K, Regidor DL, McAllister CJ, et al. 10.1038/ki.1997.323. Effect of malnutrition-inflammation complex syndrome on EPO hypersensitivity in maintenance haemodialysis patients. Report of two cases and review of the literature. 2002;13(3):734-744. doi: 10.1093/ndt/ghf182. Effects of early and late intervention with epoetin  $\alpha$  on left ventricular mass among patients with chronic kidney disease (stage 3 or 4): results of a randomized clinical trial. Safety and efficacy of recombinant human erythropoietin in correcting the anaemia of patients with chronic kidney disease and iron deficiency anaemia. Ferric gluconate is highly efficacious in anaemic haemodialysis patients with high serum ferritin and low transferrin saturation: results of the dialysis patients' scand to iron with elevated ferritin (DRIVE) study. [PubMed] [Google Scholar]54. 1989;111(12):992-1000. Guralnik JM, Eisenstaedt RS, Ferrucci L, et al. Ten years of sitrolimus therapy for human renal transplantation: the University of Texas at Houston experience. Higher prevalence of anaemia with diabetes mellitus in moderate kidney insufficiency: the kidney early evaluation program. Revised European best practice guidelines for the management of anaemia in patients with chronic renal failure. doi: 10.1007/s12010-0206. Anaemia of chronic disease: a harmful disorder or an adaptive, beneficial response? The burden of anaemia in type 2 diabetes and the role of nephropathy: a cross-sectional audit. Rambold M, Kovessy CP, Kantar-Zadeh K. doi: 10.1016/S0272-6386(99)70103-4. Accessed 15 June 2017.99. 1989;48(3):527-529. Pharmacoeconomics of anaemia in kidney transplant recipients. 2003;18:865. [PMC free article] [PubMed] [CrossRef] [Google Scholar]138. American Society of Hematology and the American Society of Clinical Oncology practice guideline update committee. doi: 10.1093/ndt/ghf201. 2007;50(6):989-1000. Verhelst D, Rossert J, Casadevall N, et al. de Lusignan S, Chan T, Stevens P, et al. [PMC free article] [PubMed] [CrossRef] [Google Scholar]73. Diabetes Care. [PubMed] [Google Scholar]169. doi: 10.1093/ndt/ghf293. doi: 10.1093/ndt/13.suppl.2.3. [PubMed] [CrossRef] [Google Scholar]126. doi: 10.1097/01.TP.0000150370.51700.99. 2000;11:530-538. 2000;36(4):844-850. Nathan and Oski's Haematology of infancy and childhood. Feldman HI, Santanna J, Guo W, et al. 1994;72:224-228. Kantar-Zadeh K, Regidor DL, McAllister CJ, et al. 10.1038/ki.1997.323. Effect of malnutrition-inflammation complex syndrome on EPO hypersensitivity in maintenance haemodialysis patients. Report of two cases and review of the literature. 2002;13(3):734-744. doi: 10.1093/ndt/ghf182. Effects of early and late intervention with epoetin  $\alpha$  on left ventricular mass among patients with chronic kidney disease (stage 3 or 4): results of a randomized clinical trial. Safety and efficacy of recombinant human erythropoietin in correcting the anaemia of patients with chronic kidney disease and iron deficiency anaemia. Ferric gluconate is highly efficacious in anaemic haemodialysis patients with high serum ferritin and low transferrin saturation: results of the dialysis patients' scand to iron with elevated ferritin (DRIVE) study. [PubMed] [Google Scholar]54. 1989;111(12):992-1000. Guralnik JM, Eisenstaedt RS, Ferrucci L, et al. Ten years of sitrolimus therapy for human renal transplantation: the University of Texas at Houston experience. Higher prevalence of anaemia with diabetes mellitus in moderate kidney insufficiency: the kidney early evaluation program. Revised European best practice guidelines for the management of anaemia in patients with chronic renal failure. doi: 10.1007/s12010-0206. Anaemia of chronic disease: a harmful disorder or an adaptive, beneficial response? The burden of anaemia in type 2 diabetes and the role of nephropathy: a cross-sectional audit. Rambold M, Kovessy CP, Kantar-Zadeh K. doi: 10.1016/S0272-6386(99)70103-4. Accessed 15 June 2017.99. 1989;48(3):527-529. Pharmacoeconomics of anaemia in kidney transplant recipients. 2003;18:865. [PMC free article] [PubMed] [CrossRef] [Google Scholar]138. American Society of Hematology and the American Society of Clinical Oncology practice guideline update committee. doi: 10.1093/ndt/ghf201. 2007;50(6):989-1000. Verhelst D, Rossert J, Casadevall N, et al. de Lusignan S, Chan T, Stevens P, et al. [PMC free article] [PubMed] [CrossRef] [Google Scholar]73. Diabetes Care. [PubMed] [Google Scholar]169. doi: 10.1093/ndt/ghf293. doi: 10.1093/ndt/13.suppl.2.3. [PubMed] [CrossRef] [Google Scholar]126. doi: 10.1097/01.TP.0000150370.51700.99. 2000;11:530-538. 2000;36(4):844-850. Nathan and Oski's Haematology of infancy and childhood. Feldman HI, Santanna J, Guo W, et al. 1994;72:224-228. Kantar-Zadeh K, Regidor DL, McAllister CJ, et al. 10.1038/ki.1997.323. Effect of malnutrition-inflammation complex syndrome on EPO hypersensitivity in maintenance haemodialysis patients. Report of two cases and review of the literature. 2002;13(3):734-744. doi: 10.1093/ndt/ghf182. Effects of early and late intervention with epoetin  $\alpha$  on left ventricular mass among patients with chronic kidney disease (stage 3 or 4): results of a randomized clinical trial. Safety and efficacy of recombinant human erythropoietin in correcting the anaemia of patients with chronic kidney disease and iron deficiency anaemia. Ferric gluconate is highly efficacious in anaemic haemodialysis patients with high serum ferritin and low transferrin saturation: results of the dialysis patients' scand to iron with elevated ferritin (DRIVE) study. [PubMed] [Google Scholar]54. 1989;111(12):992-1000. Guralnik JM, Eisenstaedt RS, Ferrucci L, et al. Ten years of sitrolimus therapy for human renal transplantation: the University of Texas at Houston experience. Higher prevalence of anaemia with diabetes mellitus in moderate kidney insufficiency: the kidney early evaluation program. Revised European best practice guidelines for the management of anaemia in patients with chronic renal failure. doi: 10.1007/s12010-0206. Anaemia of chronic disease: a harmful disorder or an adaptive, beneficial response? The burden of anaemia in type 2 diabetes and the role of nephropathy: a cross-sectional audit. Rambold M, Kovessy CP, Kantar-Zadeh K. doi: 10.1016/S0272-6386(99)70103-4. Accessed 15 June 2017.99. 1989;48(3):527-529. Pharmacoeconomics of anaemia in kidney transplant recipients. 2003;18:865. [PMC free article] [PubMed] [CrossRef] [Google Scholar]138. American Society of Hematology and the American Society of Clinical Oncology practice guideline update committee. doi: 10.1093/ndt/ghf201. 2007;50(6):989-1000. Verhelst D, Rossert J, Casadevall N, et al. de Lusignan S, Chan T, Stevens P, et al. [PMC free article] [PubMed] [CrossRef] [Google Scholar]73. Diabetes Care. [PubMed] [Google Scholar]169. doi: 10.1093/ndt/ghf293. doi: 10.1093/ndt/13.suppl.2.3. [PubMed] [CrossRef] [Google Scholar]126. doi: 10.1097/01.TP.0000150370.51700.99. 2000;11:530-538. 2000;36(4):844-850. Nathan and Oski's Haematology of infancy and childhood. Feldman HI, Santanna J, Guo W, et al. 1994;72:224-228. Kantar-Zadeh K, Regidor DL, McAllister CJ, et al. 10.1038/ki.1997.323. Effect of malnutrition-inflammation complex syndrome on EPO hypersensitivity in maintenance haemodialysis patients. Report of two cases and review of the literature. 2002;13(3):734-744. doi: 10.1093/ndt/ghf182. Effects of early and late intervention with epoetin  $\alpha$  on left ventricular mass among patients with chronic kidney disease (stage 3 or 4): results of a randomized clinical trial. Safety and efficacy of recombinant human erythropoietin in correcting the anaemia of patients with chronic kidney disease and iron deficiency anaemia. Ferric gluconate is highly efficacious in anaemic haemodialysis patients with high serum ferritin and low transferrin saturation: results of the dialysis patients' scand to iron with elevated ferritin (DRIVE) study. [PubMed] [Google Scholar]54. 1989;111(12):992-1000. Guralnik JM, Eisenstaedt RS, Ferrucci L, et al. Ten years of sitrolimus therapy for human renal transplantation: the University of Texas at Houston experience. Higher prevalence of anaemia with diabetes mellitus in moderate kidney insufficiency: the kidney early evaluation program. Revised European best practice guidelines for the management of anaemia in patients with chronic renal failure. doi: 10.1007/s12010-0206. Anaemia of chronic disease: a harmful disorder or an adaptive, beneficial response? The burden of anaemia in type 2 diabetes

1755-2003.00099.x. [PubMed] [CrossRef] [Google Scholar]110. Effect of iron treatment on circulating cytokine levels in ESRD patients receiving recombinant human erythropoietin. Anuradha S, Sinthi NP, Agarwal SK. doi: 10.7326/0003-4819-111-12-992. [PubMed] [CrossRef] [Google Scholar]85. doi: 10.1159/000085049. Acta Haematologica. 2000;13(6):443-447. doi: 10.1097/01.ASN.0000128009.69594.BE. doi: 10.1016/0272-6386(95)90151-5. doi: 10.1111/j.1600-0609.2004.00348.x. [PubMed] [CrossRef] [Google Scholar]136. [PubMed] [Google Scholar]45. [PubMed] [CrossRef] [Google Scholar]168. 2015;0:1-13. Rizzo JD, Brouwers M, Hurley P, et al. 2014;86(4):845-854. Fishbane S, Ungreanu VD, Maesaka JK, et al. Comparative mortality risk of anaemia management practices in incident haemodialysis patients. American Society of Haematology/American Society of Clinical Oncology clinical practice guideline update on the use of epoetin and darbepoetin in adult patients with cancer. Accessed 15 June 2017.4. National Collaborating Centre for Chronic Conditions, Royal College of Physicians. Kaneko Y, Miyazaki S, Hirasawa Y, et al. Haemolytic uraemic syndrome associated with OKT3. Morris-Stiff G, Evans M, Baboolal K, et al. Szczech LA, Barnhart HX, Inrig JK, et al. Jadoul M, Vanrenterghem Y, Foret M, et al. Jacobs C, Horl WH, Macdougall IC, et al. So Bj, Chae KM, Lee KK, et al. Medicines and Healthcare products Regulatory Agency: Recombinant human erythropoietins: new advice for prescribing. doi: 10.1097/01.ASN.0000140219.28618.9F. Winearls CG. Accessed 15 June 2017.31. [PubMed] [CrossRef] [Google Scholar]47. [PMC free article] [PubMed] [CrossRef] [Google Scholar]55. MHRA Drug Safety Update (2013) Intravenous iron and serious hypersensitivity reactions: strengthened recommendations. 2005;68:1337-1343. [PubMed] [CrossRef] [Google Scholar]93. Renal transplantation: results in haemodialysis patients previously treated with recombinant human erythropoietin. Accessed 15 June 2017.41. Subcutaneous erythropoietin results in lower dose and equivalent hematocrit levels among adult haemodialysis patients: results from the 1998 end-stage renal disease Core indicators project. Parfrey PS, Foley RN, Wiltreich BH, et al. Moulin B, Ollier J, George F. [PubMed] [CrossRef] [Google Scholar]130. Prevalence of anaemia in persons 65 years and older in the United States: evidence for a high rate of unexplained anaemia. Pfeffer MA, Burdick EA, Chen CY, et al. Kahan BD, Knight R, Schoenberg L, et al. 1996;50:1694-1699. Hypersensitivity reactions to intravenous iron: guidance for risk minimization and management. Rampton D, Folkersen J, Fishbane S, et al. doi: 10.2215/CJN.02440607. doi: 10.1056/NEJMoA0907845. Streja E, Kovesdy CP, Greenland S, et al. 1986;37:390-394. Effects of recombinant human erythropoietin on the anaemia of renal transplant recipients with chronic rejection. 2015. Pure red cell aplasia due to parvovirus B19 infection in a renal transplant patient: a case report. [PubMed] [CrossRef] [Google Scholar]174. Subcutaneous compared with intravenous epoetin in patients receiving haemodialysis. [PubMed] [CrossRef] [Google Scholar]157. Vales-Albertos LJ, Garcia-Cárdenas M, Chávez-Becerra S, et al. [PubMed] [Google Scholar]118. Van Wyck DB, Roppolo M, Martinez CO, et al. Vanrenterghem Y, Ponticelli C, Morales JM, et al. De novo thrombotic microangiopathy following treatment with sirolimus: report of two cases. [PubMed] [CrossRef] [Google Scholar]135. Treatment of erythropoietin-induced pure red cell aplasia: a retrospective study. A secondary analysis of the CHOIR trial shows that comorbid conditions differentially affect outcomes during anaemia treatment. Novel erythropoiesis stimulating protein for treatment of anaemia in chronic renal insufficiency. 2013;24(7):1151-1158. 2010;116(20):4045-4059. European best practice guidelines 5: target haemoglobin. doi: 10.1111/j.1523-1755.2004.00648.x. [PubMed] [CrossRef] [Google Scholar]105. doi: 10.1111/j.1523-1755.2005.00340.x. [PubMed] [CrossRef] [Google Scholar]129. The role of iron status markers in predicting response to intravenous iron in haemodialysis patients on maintenance erythropoietin. doi: 10.1681/ASN.2012112164. doi: 10.2215/CJN.04190510. doi: 10.1016/S0272-6386(12)04886-0. 2001;71(2):271-280. 2002;40(1):110-8.5. doi: 10.1053/ajkd.2002.33919. Reduction in recombinant human erythropoietin doses by the use of chronic intravenous iron supplementation. 2003;64:572-578. Structured conversion from thrice weekly to weekly erythropoietic regimens using a computerized decision-support system: a randomized clinical study. Iron management in chronic kidney disease: conclusions from a "kidney disease: improving global outcomes" (KDIGO) controversies conference. doi: 10.1097/01.ASN.0000102471.89084.8B. [PubMed] [CrossRef] [Google Scholar]189. [PMC free article] [PubMed] [CrossRef] [Google Scholar]102. The increased incidence of pure red cell aplasia with an Eprex formulation in uncoated rubber stopper syringes. 2004;15:2723. 2016;31:646-655. Fishbane S, Shapiro W, Dutka P, et al. [PubMed] [CrossRef] [Google Scholar]180. 2005;352:1011-1023. [PubMed] [Google Scholar]228. Prevalence and management of anaemia in renal transplant recipients: a European survey. [PubMed] [CrossRef] [Google Scholar]225. 2001;21(4):395-401. doi: 10.1097/01.ASN.0000125551.59739.2E. Eur J Haematol. [PubMed] [CrossRef] [Google Scholar]144. 2004;65(3):1091-1098. Ferrari P, Kulkarni H, Dheda S, et al. Macdougall IC, Bock AH, Carrera F, et al. An under-recognized problem? [PubMed] [CrossRef] [Google Scholar] Coban E, Tmuragaoglu A, Meric M. doi: 10.1093/ndt/16.7.1416. doi: 10.1093/ndt/16.7.1416. doi: 10.1001/jama.1980.03300430028018. [PubMed] [CrossRef] [Google Scholar]121. 2009;361(21):2019-2032. Erythropoiesis-stimulating agents: a MRI study. [PubMed] [CrossRef] [Google Scholar]155. doi: 10.1182/blood-2005-02-0508. doi: 10.1111/j.1523-1755.2004.00480.x. [PubMed] [CrossRef] [Google Scholar]64. doi: 10.1093/ndt/16.7.1416. doi: 10.1001/jama.1980.03300430028018. [PubMed] [CrossRef] [Google Scholar]121. 2009;361(21):2019-2032. Transfusion and recombinant human erythropoietin requirements differ between dialysis modalities. Iron administration and clinical outcomes in haemodialysis patients. 1999;55(6):2457-2466. Haemolytic-uremic syndrome in association with both cyclosporine and tacrolimus. [PubMed] [Google Scholar]143. World Health Organisation . Nephrol Nurs J. Yoshimura N, Oka T, Ohmori Y, Aikawa I. 2014;29:2075-2084. Bosman DR, Winkler AS, Marsden JT, et al. 2003;96(4):109-112. Complete blood count reference interval diagrams derived from NHANES III: stratification by age, sex, and race. 2004;104:2263-2268. Tolman C, Richardson D, Bartlett C, et al. Conference participants. DRIVE study group. Silverberg DS, Iaina A, Peer G, et al. . 2003;23(5):287-293. Recombinant human erythropoietin: 10 years of clinical experience, doi: 10.1097/00007899-199610150-00024. Clinical practice recommendations for anaemia in chronic kidney disease in children. Nairz M, Schroll A, Sonnweber T, Weiss G, et al. Anemia of chronic disease. A. doi: 10.1097/01.ASN.0000102471.89084.8B. [PubMed] [CrossRef] [Google Scholar]189. [PMC free article] [PubMed] [CrossRef] [Google Scholar]1102. The increased incidence of pure red cell aplasia with an Eprex formulation in uncoated rubber stopper syringes. 2004;15:2723. 2016;31:646-655. Fishbane S, Shapiro W, Dutka P, et al. [PubMed] Dial Transplant. Fernandez-Rodriguez AM, Guindoe-Casassus MC, Molero-Labarta T, et al. Combined high serum ferritin and low iron saturation in haemodialysis patients: the role of inflammation. Anti-erythropoietin antibodies and pure red cell aplasia. doi: 10.1053/ajkd.2002.36910. 2001;37:5182-238. Hoen B, Paul-Dauphin A, Hestin D, et al. Uhlig K, MacLeod A, Craig J, et al. 1980;243:1726-1731. . [PubMed] [CrossRef] [Google Scholar]160. Pure red cell aplasia: studies on an IgG serum inhibitor neutralizing erythropoietin. [PubMed] [CrossRef] [Google Scholar]78. Relative risk of death in UK haemodialysis patients in relation to achieved haemoglobin from 1999 to 2005: an observational study using UK renal registry data incorporating 30,040 patient-years of follow-up. [PubMed] [CrossRef] [Google Scholar]17. Recombinant human erythropoietin in anaemic patients with end-stage renal disease. Ishida JH, Johansen KL . doi: 10.1016/j.cej.2009.01.011. doi: 10.1093/ndt/18.2.362. 2005;16(10):3070-3080. [PubMed] [CrossRef] [Google Scholar]77. doi: 10.1159/000111115. Comparison of intravenous iron sucrose to oral iron in the treatment of anaemic patients with chronic kidney disease not on dialysis. Association between transferrin receptor-ferritin index and conventional measures of iron responsiveness in haemodialysis patients. KDIGO Clinical practice guideline for Anaemia in chronic kidney disease. Weber G, Gross J, Kromminga A, et al. 1991;18(4 Suppl 1):54-56. Kalantar-Zadeh K, McAllister CJ, Lehn RS, et al. 2004;363(9423):1768-1771. Cyclosporine-induced thrombotic microangiopathy resulting in renal allograft loss and its successful reverse: a report of two cases. Li FK, Chan TM, Lai KN. 2007;18:975-984. Erythropoietin response to blood loss in haemodialysis patients in blunted but preserved. doi: 10.1016/S0041-1345(03)00774-7. [PubMed] [CrossRef] [Google Scholar]67. 2002;17(9):1667-1673. doi: 10.1111/j.1523-1755.2005.00226.x. [PubMed] [CrossRef] [Google Scholar]22. Bhandari S, Kalra PA, Kothari J, et al. Ghoti H, Rachmliwitz EA, Simon-Lopez R, et al. KDQI clinical practice guideline and clinical practice recommendations for anaemia in chronic kidney disease. 2007 update of haemoglobin target. [PMC free article] [PubMed] [CrossRef] [Google Scholar]159. [PubMed] [CrossRef] [Google Scholar]159. [PMC free article] [PubMed] [CrossRef] [Google Scholar]71. [PMC free article] [PubMed] [CrossRef] [Google Scholar]101. 2002;113:276-280. doi: 10.1016/S0002-9343(02)01214-7. Ishimura E, Nishizawa Y, Okuno S, et al. doi: 10.1016/0272-6386(95)90649-5. doi: 10.1681/ASN.2006091034. 2001;16(7):1416-1423. Locatelli F, Bárány P, Covic A, et al. Roger SD, McMahon LP, Clarkson A, et al. Normalization of haemoglobin level in patients with chronic kidney disease and anaemia. Ann Allergy. 2008;28(2):280-289. 2005;22:234-241. Department of Veterans Affairs Cooperative Study Group on erythropoietin in Haemodialysis patients. Et al; European/Australian NESP 980202 study group. doi: 10.1093/oxfordjournals.ndt.a092085. [PubMed] [CrossRef] [Google Scholar]158. The rate and control of baseline red cell production in haematologically stable patients with uraemia. RUBRA study investigators: C.E.R.A. Maintains stable control of haemoglobin in patients with chronic kidney disease on dialysis when administered once every two weeks. doi: 10.1016/S0041-1345(00)01509-8. [PubMed] [CrossRef] [Google Scholar]19. Unrecognized anaemia in patients with diabetes: a cross-sectional survey. [PubMed] [CrossRef] [Google Scholar]43. doi: 10.1046/j.1523-1755.2001.060002741.x. [PubMed] [CrossRef] [Google Scholar]84. Radioimmunoassay of erythropoietin in chronic uraemia or nephric patients. Accessed 15 June 2017.97. doi: 10.1038/ki.1996.487. 2006;355(20):2085-2098. [PubMed] [CrossRef] [Google Scholar]170. doi: 10.1056/NEJMra041809. Guideline on anaemia management in chronic kidney disease. doi: 10.1111/j.1365-2141.1975.tb01855.x. [PubMed] [CrossRef] [Google Scholar]128. 1997;52(1):217-222. [PubMed] [CrossRef] [Google Scholar]141. 2010;30(3(9)):857-864. [PubMed] [CrossRef] [Google Scholar]14. 1995;26:41-46. For the FIND-CKD study investigators. [PubMed] [CrossRef] [Google Scholar]81. National Institute for Clinical Excellence. Blood. A randomized, open-label trial of iron isomaltoside 1000 (Monoferr®) compared with iron sucrose (Venofer®) as maintenance therapy in haemodialysis patients. Jindal KK, Hirsch DJ, Belitsky P, et al. Effect of pre-transplant randomized trial of intravenous and oral iron in chronic kidney disease. [PubMed] [CrossRef] [Google Scholar]165. Curr Opin Immunol. 2004;15(6):1623-1632. [PubMed] [CrossRef] [Google Scholar]160. Ren Fail. Diagnosis of iron deficiency in chronic renal transplant dysfunction. Clin J Am Soc Nephrol. Nephrol Dial Transplant. Canadian randomized trial of haemoglobin maintenance to prevent or delay left ventricular mass growth in patients with CKD. Ersev AJ, Besarab A. Besarab A. [PubMed] [CrossRef] [Google Scholar]71. [PMC free article] [PubMed] [CrossRef] [Google Scholar]101. 2002;113:276-280. doi: 10.1016/S0002-9343(02)01214-7. Ishimura E, Nishizawa Y, Okuno S, et al. doi: 10.1016/0272-6386(95)90649-5. doi: 10.1681/ASN.2006091034. 2001;16(7):1416-1423. Locatelli F, Bárány P, Covic A, et al. Roger SD, McMahon LP, Clarkson A, et al. Normalization of haemoglobin level in patients with chronic kidney disease and anaemia. Ann Allergy. 2008;28(2):280-289. 2005;22:234-241. Department of Veterans Affairs Cooperative Study Group on erythropoietin in Haemodialysis patients. Et al; European/Australian NESP 980202 study group. doi: 10.1093/oxfordjournals.ndt.a092085. [PubMed] [CrossRef] [Google Scholar]158. The rate and control of baseline red cell production in haematologically stable patients with uraemia. RUBRA study investigators: C.E.R.A. Maintains stable control of haemoglobin in patients with chronic kidney disease on dialysis when administered once every two weeks. doi: 10.1016/S0041-1345(00)01509-8. [PubMed] [CrossRef] [Google Scholar]19. Unrecognized anaemia in patients with diabetes: a cross-sectional survey. [PubMed] [CrossRef] [Google Scholar]43. doi: 10.1046/j.1523-1755.2001.060002741.x. [PubMed] [CrossRef] [Google Scholar]84. Radioimmunoassay of erythropoietin in chronic uraemia or nephric patients. Accessed 15 June 2017.97. doi: 10.1038/ki.1996.487. 2006;355(20):2085-2098. [PubMed] [CrossRef] [Google Scholar]170. doi: 10.1056/NEJMra041809. Guideline on anaemia management in chronic kidney disease. doi: 10.1111/j.1365-2141.1975.tb01855.x. [PubMed] [CrossRef] [Google Scholar]128. 1997;52(1):217-222. [PubMed] [CrossRef] [Google Scholar]141. 2010;30(3(9)):857-864. [PubMed] [CrossRef] [Google Scholar]14. 1995;26:41-46. For the FIND-CKD study investigators. [PubMed] [CrossRef] [Google Scholar]81. National Institute for Clinical Excellence. Blood. A randomized, open-label trial of iron isomaltoside 1000 (Monoferr®) compared with iron sucrose (Venofer®) as maintenance therapy in haemodialysis patients. Jindal KK, Hirsch DJ, Belitsky P, et al. Effect of pre-transplant randomized trial of intravenous and oral iron in chronic kidney disease. [PubMed] [CrossRef] [Google Scholar]165. Curr Opin Immunol. 2004;15(6):1623-1632. [PubMed] [CrossRef] [Google Scholar]160. Ren Fail. Diagnosis of iron deficiency in chronic renal transplant dysfunction. Clin J Am Soc Nephrol. Nephrol Dial Transplant. Canadian randomized trial of haemoglobin maintenance to prevent or delay left ventricular mass growth in patients with CKD. Ersev AJ, Besarab A. Besarab A. [PubMed] [CrossRef] [Google Scholar]71. [PMC free article] [PubMed] [CrossRef] [Google Scholar]101. 2002;113:276-280. doi: 10.1016/S0002-9343(02)01214-7. Ishimura E, Nishizawa Y, Okuno S, et al. doi: 10.1016/0272-6386(95)90649-5. doi: 10.1681/ASN.2006091034. 2001;16(7):1416-1423. Locatelli F, Bárány P, Covic A, et al. Roger SD, McMahon LP, Clarkson A, et al. Normalization of haemoglobin level in patients with chronic kidney disease and anaemia. Ann Allergy. 2008;28(2):280-289. 2005;22:234-241. Department of Veterans Affairs Cooperative Study Group on erythropoietin in Haemodialysis patients. Et al; European/Australian NESP 980202 study group. doi: 10.1093/oxfordjournals.ndt.a092085. [PubMed] [CrossRef] [Google Scholar]158. The rate and control of baseline red cell production in haematologically stable patients with uraemia. RUBRA study investigators: C.E.R.A. Maintains stable control of haemoglobin in patients with chronic kidney disease on dialysis when administered once every two weeks. doi: 10.1016/S0041-1345(00)01509-8. [PubMed] [CrossRef] [Google Scholar]19. Unrecognized anaemia in patients with diabetes: a cross-sectional survey. [PubMed] [CrossRef] [Google Scholar]43. doi: 10.1046/j.1523-1755.2001.060002741.x. [PubMed] [CrossRef] [Google Scholar]84. Radioimmunoassay of erythropoietin in chronic uraemia or nephric patients. Accessed 15 June 2017.97. doi: 10.1038/ki.1996.487. 2006;355(20):2085-2098. [PubMed] [CrossRef] [Google Scholar]170. doi: 10.1056/NEJMra041809. Guideline on anaemia management in chronic kidney disease. doi: 10.1111/j.1365-2141.1975.tb01855.x. [PubMed] [CrossRef] [Google Scholar]128. 1997;52(1):217-222. [PubMed] [CrossRef] [Google Scholar]141. 2010;30(3(9)):857-864. [PubMed] [CrossRef] [Google Scholar]14. 1995;26:41-46. For the FIND-CKD study investigators. [PubMed] [CrossRef] [Google Scholar]81. National Institute for Clinical Excellence. Blood. A randomized, open-label trial of iron isomaltoside 1000 (Monoferr®) compared with iron sucrose (Venofer®) as maintenance therapy in haemodialysis patients. Jindal KK, Hirsch DJ, Belitsky P, et al. Effect of pre-transplant randomized trial of intravenous and oral iron in chronic kidney disease. [PubMed] [CrossRef] [Google Scholar]165. Curr Opin Immunol. 2004;15(6):1623-1632. [PubMed] [CrossRef] [Google Scholar]160. Ren Fail. Diagnosis of iron deficiency in chronic renal transplant dysfunction. Clin J Am Soc Nephrol. Nephrol Dial Transplant. Canadian randomized trial of haemoglobin maintenance to prevent or delay left ventricular mass growth in patients with CKD. Ersev AJ, Besarab A. Besarab A. [PubMed] [CrossRef] [Google Scholar]71. [PMC free article] [PubMed] [CrossRef] [Google Scholar]101. 2002;113:276-280. doi: 10.1016/S0002-9343(02)01214-7. Ishimura E, Nishizawa Y, Okuno S, et al. doi: 10.1016/0272-6386(95)90649-5. doi: 10.1681/ASN.2006091034. 2001;16(7):1416-1423. Locatelli F, Bárány P, Covic A, et al. Roger SD, McMahon LP, Clarkson A, et al. Normalization of haemoglobin level in patients with chronic kidney disease and anaemia. Ann Allergy. 2008;28(2):280-289. 2005;22:234-241. Department of Veterans Affairs Cooperative Study Group on erythropoietin in Haemodialysis patients. Et al; European/Australian NESP 980202 study group. doi: 10.1093/oxfordjournals.ndt.a092085. [PubMed] [CrossRef] [Google Scholar]158. The rate and control of baseline red cell production in haematologically stable patients with uraemia. RUBRA study investigators: C.E.R.A. Maintains stable control of haemoglobin in patients with chronic kidney disease on dialysis when administered once every two weeks. doi: 10.1016/S0041-1345(00)01509-8. [PubMed] [CrossRef] [Google Scholar]19. Unrecognized anaemia in patients with diabetes: a cross-sectional survey. [PubMed] [CrossRef] [Google Scholar]43. doi: 10.1046/j.1523-1755.2001.060002741.x. [PubMed] [CrossRef] [Google Scholar]84. Radioimmunoassay of erythropoietin in chronic uraemia or nephric patients. Accessed 15 June 2017.97. doi: 10.1038/ki.1996.487. 2006;355(20):2085-2098. [PubMed] [CrossRef] [Google Scholar]170. doi: 10.1056/NEJMra041809. Guideline on anaemia management in chronic kidney disease. doi: 10.1111/j.1365-2141.1975.tb01855.x. [PubMed] [CrossRef] [Google Scholar]128. 1997;52(1):217-222. [PubMed] [CrossRef] [Google Scholar]141. 2010;30(3(9)):857-864. [PubMed] [CrossRef] [Google Scholar]14. 1995;26:41-46. For the FIND-CKD study investigators. [PubMed] [CrossRef] [Google Scholar]81. National Institute for Clinical Excellence. Blood. A randomized, open-label trial of iron isomaltoside 1000 (Monoferr®) compared with iron sucrose (Venofer®) as maintenance therapy in haemodialysis patients. Jindal KK, Hirsch DJ, Belitsky P, et al. Effect of pre-transplant randomized trial of intravenous and oral iron in chronic kidney disease. [PubMed] [CrossRef] [Google Scholar]165. Curr Opin Immunol. 2004;15(6):1623-1632. [PubMed] [CrossRef] [Google Scholar]160. Ren Fail. Diagnosis of iron deficiency in chronic renal transplant dysfunction. Clin J Am Soc Nephrol. Nephrol Dial Transplant. Canadian randomized trial of haemoglobin maintenance to prevent or delay left ventricular mass growth in patients with CKD. Ersev AJ, Besarab A. Besarab A. [PubMed] [CrossRef] [Google Scholar]71. [PMC free article] [PubMed] [CrossRef] [Google Scholar]101. 2002;113:276-280. doi: 10.1016/S0002-9343(02)01214-7. Ishimura E, Nishizawa Y, Okuno S, et al. doi: 10.1016/0272-6386(95)90649-5. doi: 10.1681/ASN.2006091034. 2001;16(7):1416-1423. Locatelli F, Bárány P, Covic A, et al. Roger SD, McMahon LP, Clarkson A, et al. Normalization of haemoglobin level in patients with chronic kidney disease and anaemia. Ann Allergy. 2008;28(2):280-289. 2005;22:234-241. Department of Veterans Affairs Cooperative Study Group on erythropoietin in Haemodialysis patients. Et al; European/Australian NESP 980202 study group. doi: 10.1093/oxfordjournals.ndt.a092085. [PubMed] [CrossRef] [Google Scholar]158. The rate and control of baseline red cell production in haematologically stable patients with uraemia. RUBRA study investigators: C.E.R.A. Maintains stable control of haemoglobin in patients with chronic kidney disease on dialysis when administered once every two weeks. doi: 10.1016/S0041-1345(00)01509-8. [PubMed] [CrossRef] [Google Scholar]19. Unrecognized anaemia in patients with diabetes: a cross-sectional survey. [PubMed] [CrossRef] [Google Scholar]43. doi: 10.1046/j.1523-1755.2001.060002741.x. [PubMed] [CrossRef] [Google Scholar]84. Radioimmunoassay of erythropoietin in chronic uraemia or nephric patients. Accessed 15 June 2017.97. doi: 10.1038/ki.1996.487. 2006;355(20):2085-2098. [PubMed] [CrossRef] [Google Scholar]170. doi: 10.1056/NEJMra041809. Guideline on anaemia management in chronic kidney disease. doi: 10.1111/j.1365-2141.1975.tb01855.x. [PubMed] [CrossRef] [Google Scholar]128. 1997;52(1):217-222. [PubMed] [CrossRef] [Google Scholar]141. 2010;30(3(9)):857-864. [PubMed] [CrossRef] [Google Scholar]14. 1995;26:41-46. For the FIND-CKD study investigators. [PubMed] [CrossRef] [Google Scholar]81. National Institute for Clinical Excellence. Blood. A randomized, open-label trial of iron isomaltoside 1000 (Monoferr®) compared with iron sucrose (Venofer®) as maintenance therapy in haemodialysis patients. Jindal KK, Hirsch DJ, Belitsky P, et al. Effect of pre-transplant randomized trial of intravenous and oral iron in chronic kidney disease. [PubMed] [CrossRef] [Google Scholar]165. Curr Opin Immunol. 2004;15(6):1623-1632. [PubMed] [CrossRef] [Google Scholar]160. Ren Fail. Diagnosis of iron deficiency in chronic renal transplant dysfunction. Clin J Am Soc Nephrol. Nephrol Dial Transplant. Canadian randomized trial of haemoglobin maintenance to prevent or delay left ventricular mass growth in patients with CKD. Ersev AJ, Besarab A. Besarab A. [PubMed] [CrossRef] [Google Scholar]71. [PMC free article] [PubMed] [CrossRef] [Google Scholar]101. 2002;113:276-280. doi: 10.1016/S0002-9343(02)01214-7. Ishimura E, Nishizawa Y, Okuno S, et al. doi: 10.1016/0272-6386(95)90649-5. doi: 10.1681/ASN.2006091034. 2001;16(7):1416-1423. Locatelli F, Bárány P, Covic A, et al. Roger SD, McMahon LP, Clarkson A, et al. Normalization of haemoglobin level in patients with chronic kidney disease and anaemia. Ann Allergy. 2008;28(2):280-289. 2005;22:234-241. Department of Veterans Affairs Cooperative Study Group on erythropoietin in Haemodialysis patients. Et al; European/Australian NESP 980202 study group. doi: 10.1093/oxfordjournals.ndt.a092085. [PubMed] [CrossRef] [Google Scholar]158. The rate and control of baseline red cell production in haematologically stable patients with uraemia. RUBRA study investigators: C.E.R.A. Maintains stable control of haemoglobin in patients with chronic kidney disease on dialysis when administered once every two weeks. doi: 10.1016/S0041-1345(00)01509-8. [PubMed] [CrossRef] [Google Scholar]19. Unrecognized anaemia in patients with diabetes: a cross-sectional survey. [PubMed] [CrossRef] [Google Scholar]43. doi: 10.1046/j.1523-1755.2001.060002741.x. [PubMed] [CrossRef] [Google Scholar]84. Radioimmunoassay of erythropoietin in chronic uraemia or nephric patients. Accessed 15 June 2017.97. doi: 10.1038/ki.1996.487. 2006;355(20):2085-2098. [PubMed] [CrossRef] [Google Scholar]170. doi: 10.1056/NEJMra041809. Guideline on anaemia management in chronic kidney disease. doi: 10.1111/j.1365-2141.1975.tb01855.x. [PubMed] [CrossRef] [Google Scholar]128. 1997;52(1):217-222. [PubMed] [CrossRef] [Google Scholar]141. 2010;30(3(9)):857-864. [PubMed] [CrossRef] [Google Scholar]14. 1995;26:41-46. For the FIND-CKD study investigators. [PubMed] [CrossRef] [Google Scholar]81. National Institute for Clinical Excellence. Blood. A randomized, open-label trial of iron isomaltoside 1000 (Monoferr®) compared with iron sucrose (Venofer®) as maintenance therapy in haemodialysis patients. Jindal KK, Hirsch DJ, Belitsky P, et al. Effect of pre-transplant randomized trial of intravenous and oral iron in chronic kidney disease. [PubMed] [CrossRef] [Google Scholar]165. Curr Opin Immunol. 2004;15(6):1623-1632. [PubMed] [CrossRef] [Google Scholar]160. Ren Fail. Diagnosis of iron deficiency in chronic renal transplant dysfunction. Clin J Am Soc Nephrol. Nephrol Dial Transplant. Canadian randomized trial of haemoglobin maintenance to prevent or delay left ventricular mass growth in patients with CKD. Ersev AJ, Besarab A. Besarab A. [PubMed] [CrossRef] [Google Scholar]71. [PMC free article] [PubMed] [CrossRef] [Google Scholar]101. 2002;113:276-280. doi: 10.1016/S0002-9343(02)01214-7. Ishimura E, Nishizawa Y, Okuno S, et al. doi: 10.1016/0272-6386(95)90649-5. doi: 10.1681/ASN.2006091034. 2001;16(7):1416-1423. Locatelli F, Bárány P, Covic A, et al. Roger SD, McMahon LP, Clarkson A, et al. Normalization of haemoglobin level in patients with chronic kidney disease and anaemia. Ann Allergy. 2008;28(2):280-289. 2005;22:234-241. Department of Veterans Affairs Cooperative Study Group on erythropoietin in Haemodialysis patients. Et al; European/Australian NESP 980202 study group. doi: 10.1093/oxfordjournals.ndt.a092085. [PubMed] [CrossRef] [Google Scholar]158. The rate and control of baseline red cell production in haematologically stable patients with uraemia. RUBRA study investigators: C.E.R.A. Maintains stable control of haemoglobin in patients with chronic kidney disease on dialysis when administered once every two weeks. doi: 10.1016/S0041-1345(00)01509-8. [PubMed] [CrossRef] [Google Scholar]19. Unrecognized anaemia in patients with diabetes: a cross-sectional survey. [PubMed] [CrossRef] [Google Scholar]43. doi: 10.1046/j.1523-1755.2001.060002741.x. [PubMed] [CrossRef] [Google Scholar]84. Radioimmunoassay of erythropoietin in chronic uraemia or nephric patients. Accessed 15 June 2017.97. doi: 10.1038/ki.1996.487. 2006;355(20):2085-2098. [PubMed] [CrossRef] [Google Scholar]170. doi: 10.1056/NEJMra041809. Guideline on anaemia management in chronic kidney disease. doi: 10.1111/j.1365-2141.1975.tb01855.x. [PubMed] [CrossRef] [Google Scholar]128. 1997;52(1):217-222. [PubMed] [CrossRef] [Google Scholar]141. 2010;30(3(9)):857-864. [PubMed] [CrossRef] [Google Scholar]14. 1995;26:41-46. For the FIND-CKD study investigators. [PubMed] [CrossRef] [Google Scholar]81. National Institute for Clinical Excellence. Blood. A randomized, open-label trial of iron isomaltoside 1000 (Monoferr®) compared with iron sucrose (Venofer®) as maintenance therapy in haemodialysis patients. Jindal KK, Hirsch DJ, Belitsky P, et al. Effect of pre-transplant randomized trial of intravenous and oral iron in chronic kidney disease. [PubMed] [CrossRef] [Google Scholar]165. Curr Opin Immunol. 2004;15(6):1623-1632. [PubMed] [CrossRef] [Google Scholar]160. Ren Fail. Diagnosis of iron deficiency in chronic renal transplant dysfunction. Clin J Am Soc Nephrol. Nephrol Dial Transplant. Canadian randomized trial of haemoglobin maintenance to prevent or delay left ventricular mass growth in patients with CKD. Ersev AJ, Besarab A. Besarab A. [PubMed] [CrossRef] [Google Scholar]71. [PMC free article] [PubMed] [CrossRef] [Google Scholar]101. 2002;113:276-280. doi: 10.1016/S0002-9343(02)01214-7. Ishimura E, Nishizawa Y, Okuno S, et al. doi: 10.1016/0272-6386(95)90649-5. doi: 10.1681/ASN.2006091034. 2001;16(7):1416-1423. Locatelli F, Bárány P, Covic A, et al. Roger SD, McMahon LP, Clarkson A, et al. Normalization of haemoglobin level in patients with chronic kidney disease and anaemia. Ann Allergy. 2008;28(2):280-289. 2005;22:234-241. Department of Veterans Affairs Cooperative Study Group on erythropoietin in Haemodialysis patients. Et al; European/Australian NESP 980202 study group. doi: 10.1093/oxfordjournals.ndt.a092085. [PubMed] [CrossRef] [Google Scholar]158. The rate and control of baseline red cell production in haematologically stable patients with uraemia. RUBRA study investigators: C.E.R.A. Maintains stable control of haemoglobin in patients with chronic kidney disease on dialysis when administered once every two weeks. doi: 10.1016/S0041-1345(00)01509-8. [PubMed] [CrossRef] [Google Scholar]19. Unrecognized anaemia in patients with diabetes: a cross-sectional survey. [PubMed] [CrossRef] [Google Scholar]43. doi: 10.1046/j.1523-1755.2001.060002741.x. [PubMed] [CrossRef] [Google Scholar]84. Radioimmunoassay of erythropoietin in chronic uraemia or nephric patients. Accessed 15 June 2017.97. doi: 10.1038/ki.1996.487. 2006;355(20):2085-2098. [PubMed] [CrossRef] [Google Scholar]170. doi: 10.1056/NEJMra041809. Guideline on anaemia management in chronic kidney disease. doi: 10.1111/j.1365-2141.1975.tb01855.x. [PubMed] [CrossRef] [Google Scholar]128. 1997;52(1):217-222. [PubMed] [CrossRef] [Google Scholar]141. 2010;30(3(9)):857-864. [PubMed] [CrossRef] [Google Scholar]14. 1995;26:41-46. For the FIND-CKD study investigators. [PubMed] [CrossRef] [Google Scholar]81. National Institute for Clinical Excellence. Blood. A randomized, open-label trial of iron isomaltoside 1000 (Monoferr®) compared with iron sucrose (Venofer®) as maintenance therapy in haemodialysis patients. Jindal KK, Hirsch DJ, Belitsky P, et al. Effect of pre-transplant randomized trial of intravenous and oral iron in chronic kidney disease. [PubMed] [CrossRef] [Google Scholar]165. Curr Opin Immunol. 2004;15(6):1623-1632. [PubMed] [CrossRef] [Google Scholar]160. Ren Fail. Diagnosis of iron deficiency in chronic renal transplant dysfunction. Clin J Am Soc Nephrol. Nephrol Dial Transplant. Canadian randomized trial of haemoglobin maintenance to prevent or delay left ventricular mass growth in patients with CKD. Ersev AJ, Besarab A. Besarab A. [PubMed] [CrossRef] [Google Scholar]71. [PMC free article] [PubMed] [CrossRef] [Google Scholar]101. 2002;113:276-280. doi: 10.1016/S0002-9343(02)01214-7. Ishimura E, Nishizawa Y, Okuno S, et al. doi: 10.1016/0272-6386(95)90649-5. doi: 10.1681/ASN.2006091034. 2001;16(7):1416-1423. Locatelli F, Bárány P, Covic A, et al. Roger SD, McMahon LP, Clarkson A, et al. Normalization of haemoglobin level in patients with chronic kidney disease and anaemia. Ann Allergy. 2008;28(2):280-289. 2005;22:234-241. Department of Veterans Affairs Cooperative Study Group on erythropoietin in Haemodialysis patients. Et al; European/Australian NESP 980202 study group. doi: 10.1093/oxfordjournals.ndt.a092085. [PubMed] [CrossRef] [Google Scholar]158. The rate and control of baseline red cell production in haematologically stable patients with uraemia. RUBRA study investigators: C.E.R.A. Maintains stable control of haemoglobin in patients with chronic kidney disease on dialysis when administered once every two weeks. doi: 10.1016/S0041-1345(00)01509-8. [PubMed] [CrossRef] [Google Scholar]19. Unrecognized anaemia in patients with diabetes: a cross-sectional survey. [PubMed] [CrossRef] [Google Scholar]43. doi: 10.1046/j.1523-