


How to hide facebook app on android

I'm not robot  reCAPTCHA

Continue



7:52 PM 4G 75

Santander

Real Time CFD (SAN)

3.531 +0.004 (+)

06/09 - Real Time Cl

Overview Technical

- Add to Watchlist
- Add to Holdings
- Create Alert

1D 1W 1M 1Y 5Y Max

Start Trading


| AD | 76.4% of retail CFD accounts lose money.

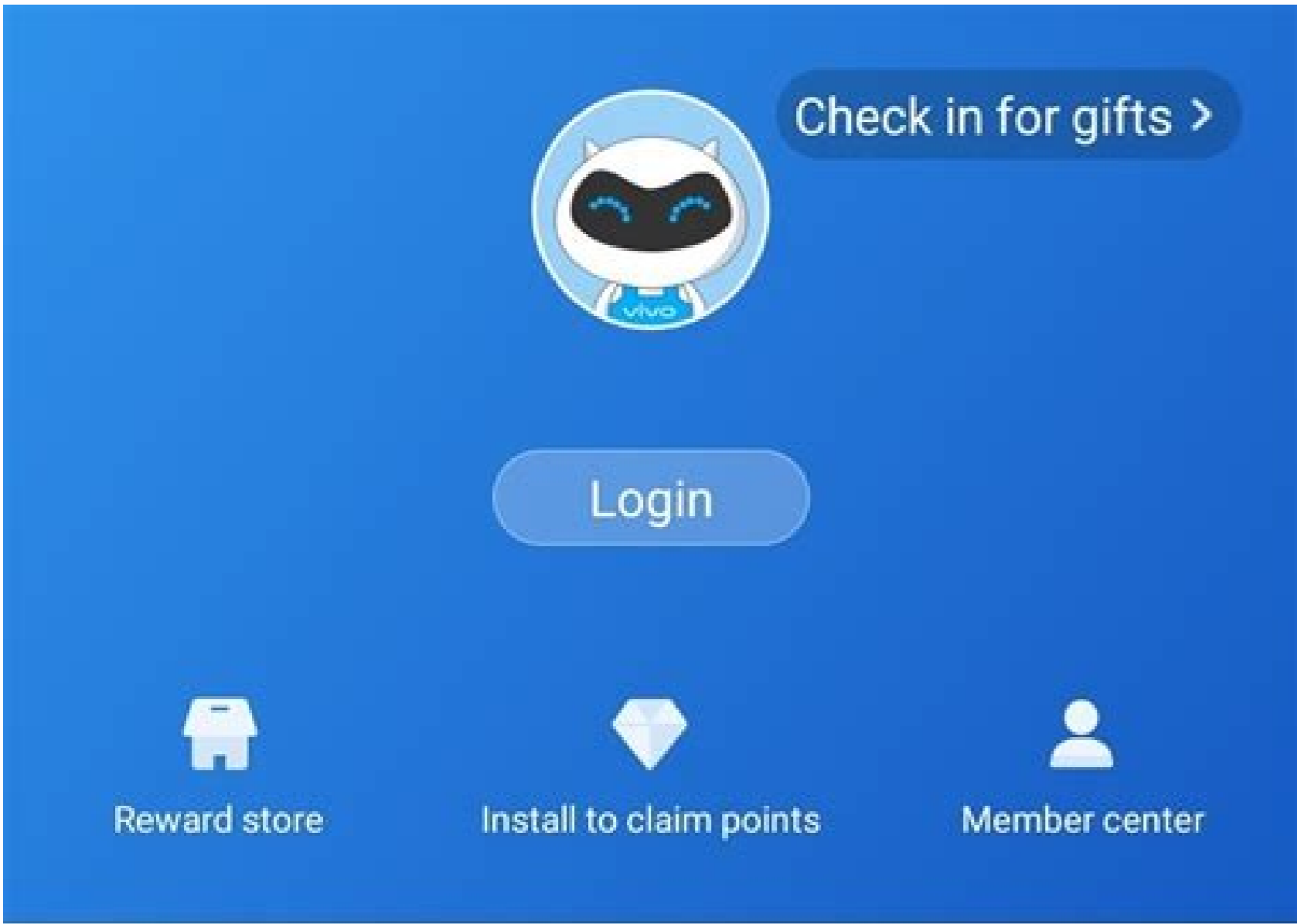
Bid/Ask	3.531/3.531
Day's range	3.506 - 3.578
52wk range	3.385 - 4.682
Previous Close	3.531
Open	3.535
Volume	39,481,515
Average Volume (3m)	5,173

Start Trading

76.4% of retail CFD accounts lose money.

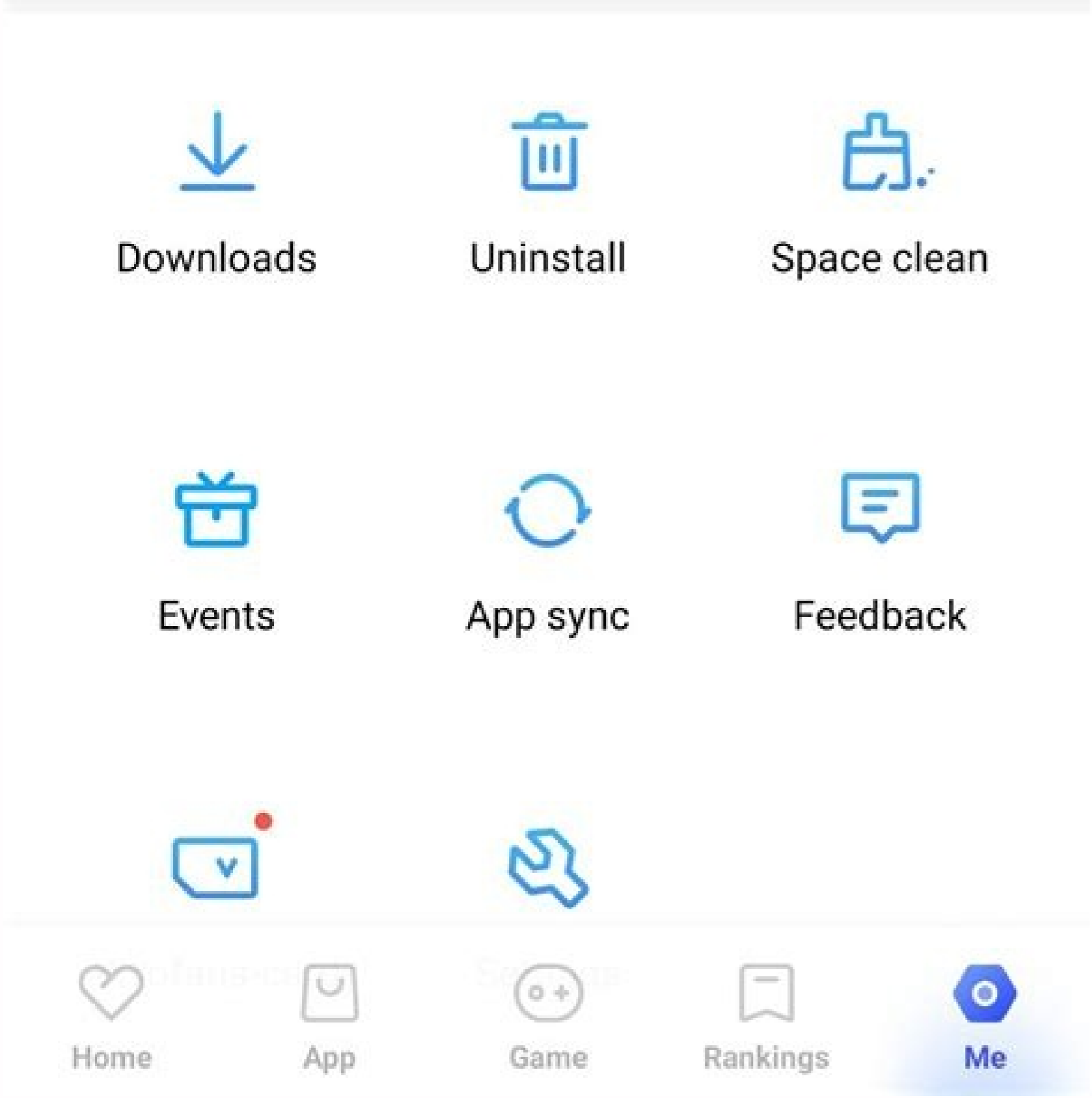
Markets News Calendars Portfolio More





App updates

All apps have been updated



How to hide like on facebook app. Can you hide facebook app.

There have been many important changes on Facebook. If you pay attention to Facebook 6 years ago, you can hardly see. These updates have features recorded, but there is a feature that is almost eternal, and fortunately there are still: the ability to create people who appear in hidden Facebook applications and even news streams. When you all join, it's a great feature. What was found? Cheating on a hiding place prematurely - time objects is that it is gone. Why is it difficult? While this is simple enough due to a number of Facebook incarnations, this trend does not require a short storage and search game (especially search), and finally, when you find this difficult option, Facebook moves again and sends them to renewed persecution. Maybe it's the best thing that hides something in general? You can do it and there are other ways to show what you really want to see, but this can be a great way to keep your mental health, especially if you have friends who love all day if you want to play if you want to play in the area at least is all you need to know about hiding and operating objects before feeding Facebook. Before starting, it is important to convey the various names that Facebook is currently "storage". As Ryan explained in her post to distract your lost friends on Facebook, you can now control almost all aspects of updates they get from your friends. We will be involved in a short time, but if you want to hide your friend directly in your message at the current time, it is currently saying "unsuccessfully" hidden applications on Facebook and still hiding. Why should you hide the application or person from your news channel? These applications are quite clear. Currently, I have 47 applications hidden from my news stream, and I still sometimes take it from a friend who scored 45,304 points playing whatacallit blitz. I have to continue to communicate with people who are primarily interested in Facebook, so such publications are often confused. If you want to hide updates from the application, click on a small triangle on the right of the update and this special shipment, etc. from this application, etc. You can handle the same way with people. Click the triangle and select "Hide" but in this case Facebook has had many important changes in a short time. If you had paid attention to Facebook 6 years ago, I can barely say that you get to know him. These updates have seen the features arrive, but almost forever and thank God, there is still a feature that still exists today: the possibility of providing secret Facebook applications and even people in your news flow. As you all accept, it is excellent feature, but where is the trick? The trick to keep the articles in your past is to make them harmless. Why hard? Although it is easy to hide something with more than one Facebook avatar, killing them requires a game with a vanishing and seeing (especially research), and when you find this option difficult, Facebook moves it to new and sends you somewhere. Chase has been renewed. So maybe the best thing to do is stop hiding things completely? You can do it, and there are other ways to keep Facebook show you what you really want to see, but it can be a great way to keep mental health, especially if you have a lot of friends who like to play Facebook games, who I love to play, at least for the moment, at least for the moment, everything you need to know about the hidden and fixed items in your Facebook flow is here. Before you start, it is important to review the various names that Facebook must currently "hide". While Ryan stands out on Facebook post on the secret of missing friends updates, you can now check almost all aspects of your friends updates. We will mention it briefly, but short, if you choose to hide a friend who is called "without pirates" for Facebook's hidden applications from your information source, this is always called concealment. So why can you hide an application or a person in your news flow? This is clear enough for applications. I have 47 hidden applications at my news source right now and I continue to have a friend who obtains 45,304 points in Whatchamacallit Blitz. For me, Facebook must be in contact with the people who are close to my heart (especially), so such messages often distract me. Click on the small triangle to the right of the update to hide the updates of an application, and from this application, this private message, etc. Choose if you want to hide all events. You can do the same with people: click on the triangle and select "hide", but in this case you hide history. To edit this person's updates or stop them at all, click Edit Updates you get from the that appear as soon as you hide the story from someone (see screenshot above). Why do you want to hide people? Strictly speaking, it would be easier to remove any of his friends if you do not want to inform him. However, if you are worried about social consequences or want to keep your options open, hiding (or following cessation) is a good way to handle. These are good options, but on the way you may discover that you have hidden a person or app and now you want to recover it. It is also possible to hide an item error if you really want to get updates from it. Then what? For some reason, Facebook thinks a great idea to keep this opportunity. Previously, this was done using the "Edit Options" link at the bottom of the news flow and can still be done if you want to scroll 10 minutes until Facebook stops showing old updates. Later it became available immediately after hiding the item from the news flow, and it is still for apps but for people. How are you today? What if you don't think about immediately? In a real Facebook style, it's hidden in a clear place - yes, all you have to do is adjust the news flow options. By placing the cursor above the news flow item on the sidebar, you can see the editing icon. Tap and select "Change Settings" to open a full list of hidden apps and persons. Here's a simple one: Click "X" next to the person or app you want to expose and the culprit will safely return to your news stream. Good question. Even after locking all visible apps, your friends will still be able to send you requests and invitations using apps. Fortunately, you can prevent people who do this often, annoying you by blocking their app invitations. This can be done in Facebook settings. Click the gear icon in the upper right corner and select one of the settings menus. Now, find "block" in the left sidebar. Here you can block app prompts and other items. Fortunately, they are easy to undo (for the time being). Once you have blocked someone or something, the "Unlock" link will be visible to the name of a person or app. Can't find what you are looking for in settings? Try our short guide for Facebook's new confidentiality settings. Now that you know all about DIYHiding the application on Facebook, updating friends and explaining why it is worth doing, as well as knowledge on how to make someone or something visible if you changed your mind or make a mistake, can make you become a real owner of the Facebook domain. Your message channel belongs to you and should not show anything you don't want to see. Don't forget to read our weekly Facebook tips to get more useful information that will help you use Facebook better. Do you also have great Facebook advice? Share them in the comments! Photo provided by mkhmarketing. Learn how to hide Android applications can be frustrating. Not every brand of Android smartphones gives such an opportunity, but for those who do it, each has its own procedure. It is too difficult to understand how to hide applications that often distract you, or personal applications that you prefer to use, away from other people. Although Android 12 will introduce the built-in service of locked folders when it comes out of the beta version this year, hiding the application will not appear in the near future. At this point, the only option is to use the Samsung, OnePlus or Xiaomi phone, which has this function as part of their unique Android skins. Follow our guides below to find out how to use hidden application systems of these three brands. If other phone manufacturers offer the option to hide applications in the future, remember to add them to our list. The method of hiding the Android application on the Samsung phone is very limited by Samsung applications on Android. Although you can hide applications on the main screen, you will not have access to them until you cancel this operation. 1. Go to "main screen settings" in the "Settings" application. You can do this by clicking an empty space on the main screen, and then touching the "settings" toothable wheel in the lower right corner. (Photo courtesy of Tom Guide) In addition, go to the main application "Settings", so do not turn off the notification and tap the icon of the gear in the upper right corner. Then find "home settings" in options. 2. In the main screen settings, drag your finger down, find the "hidden applications" parameter and touch it. (Image provided by Tom's Guide) 3. Now choose the applications you want to hide on the main screen and the application bar. (Photo courtesy of Tom Wizard) The applications you want to hide appear in the field at the top of the screen after their selection. (Photo provided by Tom's Guide) 4. To display your applications, return to this menu and tap the applications on the top bar to remove them from hidden applications. How to hide Android applications on the Xiaomi phone (image supplied:Guide) These excerpts apply to all phones manufactured under the Xiaomi umbrella. These include Xiaomi, Redmi and Small Economy Brands and gaming focused The Black Shark. For some reason it's not possible to choose to hide installed apps, but hopefully the list of ones you want to keep hidden is still long. 1. Open the security app. By default, it will be on your first home screen. 2. Scroll down and find the App Block option. Touch it and adjust the model block if necessary. Now you can enable hidden apps and apps. (Image credit: Tom's Guide) 3. Finally, use the back button at the top to return to the main security app and open a new app. (Image credit: Tom's Guide) But you can also block apps while you're here. Locked apps will ask you to enter your fingerprint or pattern lock password when opened, but won't hide them on the home screen. 4. You will now have two cards to choose from. On the right side, select the tab called "Hidden Apps". (Image credit: Tom's Guide) 5. Select the apps you want to hide. (Image credit: Tom's Guide) 6. To access hidden apps, tap the screen with two fingers and then expand it vertically or horizontally. Your phone will need a fingerprint or pattern lock password. This will open the hidden folder containing your designated apps. How to Hide Apps on OnePlus Android Phone OnePlus hidden apps can be easily hidden in the main app drawer. However, it doesn't automatically ask for a password, so if you hide apps for security reasons, you should enable it in the hidden mode menu. 1. On the home screen, swipe up to open the app drawer. 2. Now go right. An eye icon will appear. Release your finger to go to the hidden drawer. (Image credit: Tom's Guide) 3. If there are still no apps in the drawer, tap the icon in the upper right corner. (Image credit: Tom's Guide) 4. Now you can select your apps from the list. (Image credit: Tom's Guide) 5. To add a password to the hidden space, tap the three dots in the upper right corner, then tap "Enable Password." You can now choose whether to use an embedded password or fingerprint to reveal hidden apps. (Image credit: Tom's Guide) Get instant access to the latest news, hottest reviews, great deals and helpful tips. Everyone has apps that they probably don't want others to know they're using. This is why many Android home screen launchers allow you to hide apps. Show how to set it to avoid unwanted glances. The home screen launcher is the app you see when pressing the start button. It has your background images, app shortcuts, widgets and a full list of apps. We will show you how to hide apps on Samsung phones and use a third-party launcher. Related: 7 Best Android launchers to hide Samsung Galaxy Samsung Galaxy on the default launch program One UI Home. It is a stable launcher and can hide apps. If you hide the app with the user interface, it will not be shown in the app list, which is also called the app drawer. List of programs. Then touch the three-point menu icon in the top search bar and now select "Settings". Hide when you finish, touch the reverse arrow in the upper left corner. These apps are no longer displayed in the app drawer, but how do you find them? The easiest way is to use a Google search widget or app to search for the app name. There it will always be visible. Hide apps using Microsoft Launcher Microsoft Launcher is very durable and involves hiding programs. You can even place apps behind the PIN code for extra security. The launch program is completely free. After installing and setting up Microsoft Launcher, pull the home screen to view a full list of programs. Then touch the three-point menu icon in the upper right corner and select "hidden apps". Select the programs you want to hide and tap now. You can now stop here if you just want to remove these apps from the app list. To go on, tap the gear icon on the hidden app page. Here you can protect hidden apps with a password. Please enable password to continue. Enter your password using a digital keyboard. You will be asked to enter it twice. Now, in the upper right corner, touch the three-point menu icon to display the hidden apps and select "Hidden Apps". You will be asked to enter your password first. You can add or remove items from hidden programs at any time by touching the program. Regardless of whether you just want to clean the app list or hide apps to ensure confidentiality, you can do so using this Android launcher. CONNECTED: Is the privacy dashboard on Android? Android?

